



Results

Men Team Sprint Free Semi Finals - Group A

RANK	BIB LEG	NSA NAME	EXCHANGE 1/2		EXCHANGE 3/4		EXCHANGE 5/6		TIME	BEHIND					
			EXCHANGE 7/8		EXCHANGE 9/10		EXCHANGE 11/FINISH								
			CHANGE	ROUND	CHANGE	ROUND	CHANGE	ROUND							
1	4	NOR - NORWAY II							14:19.45	0.00	Q				
	4-1	LARSEN Thomas Helland	1:11.6	2	1:11.6	2	3:37.9	1	1:14.3	5	6:07.0	6	1:14.1	=14	
	4-2	NORTHUG Even	2:23.6	=2	1:12.0	14	4:52.9	4	1:15.0	14	7:20.0	7	1:13.0	11	
	4-1	LARSEN Thomas Helland	8:30.6	3	1:10.6	2	10:52.3	4	1:12.1	=8	13:11.4	2	1:08.2	1	
	4-2	NORTHUG Even	9:40.2	3	1:09.6	=3	12:03.2	5	1:10.9	=8	14:19.45	1	1:08.0	1	
2	2	NOR - NORWAY I							14:19.61	+0.16	Q				
	2-1	SKAR Sindre Bjoernestad	1:12.0	=3	1:12.0	=3	3:38.4	=3	1:14.8	=12	6:05.6	=1	1:12.9	2	
	2-2	TAUGBOEL Haavard Solaas	2:23.6	=2	1:11.6	12	4:52.7	3	1:14.3	=6	7:17.4	1	1:11.8	1	
	2-1	SKAR Sindre Bjoernestad	8:29.8	1	1:12.4	=9	10:51.5	1	1:12.1	=8	13:11.1	1	1:09.2	4	
	2-2	TAUGBOEL Haavard Solaas	9:39.4	1	1:09.6	=3	12:01.9	1	1:10.4	=3	14:19.61	2	1:08.5	4	
3	5	FRA - FRANCE II							14:20.00	+0.55	Q				
	5-1	CHAUTEMPS Arnaud	1:12.5	=5	1:12.5	=5	3:38.8	6	1:14.8	=12	6:05.6	=1	1:13.8	10	
	5-2	JAY Renaud	2:24.0	5	1:11.5	=10	4:51.8	1	1:13.0	1	7:17.8	2	1:12.2	=4	
	5-1	CHAUTEMPS Arnaud	8:30.3	2	1:12.5	12	10:51.9	2	1:12.1	=8	13:11.8	=3	1:09.6	6	
	5-2	JAY Renaud	9:39.8	2	1:09.5	2	12:02.2	2	1:10.3	2	14:20.00	3	1:08.2	2	
4	1	ITA - ITALY I							14:20.47	+1.02	Q				
	1-1	de FABIANI Francesco	1:12.8	=7	1:12.8	=7	3:38.9	7	1:14.4	6	6:06.6	4	1:13.3	=5	
	1-2	PELLEGRINO Federico	2:24.5	8	1:11.7	13	4:53.3	5	1:14.4	10	7:18.5	3	1:11.9	2	
	1-1	de FABIANI Francesco	8:30.9	4	1:12.4	=9	10:52.0	3	1:11.2	=5	13:12.1	5	1:09.5	5	
	1-2	PELLEGRINO Federico	9:40.8	4	1:09.9	5	12:02.6	3	1:10.6	6	14:20.47	4	1:08.3	3	
5	3	SWE - SWEDEN I							14:21.16	+1.71	LL				
	3-1	HAEGGSTROEM Johan	1:12.8	=7	1:12.8	=7	3:38.4	=3	1:14.2	4	6:07.9	11	1:14.4	16	
	3-2	GRATE Marcus	2:24.2	6	1:11.4	=6	4:53.5	6	1:15.1	15	7:21.7	13	1:13.8	15	
	3-1	HAEGGSTROEM Johan	8:31.6	7	1:09.9	1	10:52.6	=5	1:10.9	4	13:11.8	=3	1:08.8	3	
	3-2	GRATE Marcus	9:41.7	6	1:10.1	6	12:03.0	4	1:10.4	=3	14:21.16	5	1:09.3	6	
6	6	USA - UNITED STATES of AMERICA I							14:21.63	+2.18	LL				
	6-1	BOLGER Kevin	1:13.2	9	1:13.2	9	3:39.3	=8	1:14.7	=8	6:07.6	=8	1:14.0	=12	
	6-2	SCHOONMAKER James Clinton	U23	2:24.6	=9	1:11.4	=6	4:53.6	=7	1:14.3	=6	7:20.3	9	1:12.7	8
	6-1	BOLGER Kevin	8:32.2	9	1:11.9	7	10:53.1	7	1:10.1	1	13:13.1	6	1:08.7	2	
	6-2	SCHOONMAKER James Clinton	9:43.0	8	1:10.8	=8	12:04.4	8	1:11.3	11	14:21.63	6	1:08.5	5	
7	7	FIN - FINLAND I							14:23.29	+3.84					
	7-1	HAARALA Juuso	1:13.4	10	1:13.4	10	3:39.8	11	1:15.0	=14	6:08.1	12	1:14.0	=12	
	7-2	VUORINEN Lauri	2:24.8	11	1:11.4	=6	4:54.1	10	1:14.3	=6	7:20.1	8	1:12.0	3	
	7-1	HAARALA Juuso	8:32.1	8	1:12.0	8	10:52.6	=5	1:11.2	=5	13:13.8	7	1:10.1	7	
	7-2	VUORINEN Lauri	9:41.4	5	1:09.3	1	12:03.7	6	1:11.1	10	14:23.29	7	1:09.4	7	



Results

Men Team Sprint Free Semi Finals - Group A

RANK	BIB LEG	NSA NAME	EXCHANGE 1/2		EXCHANGE 3/4		EXCHANGE 5/6		BEHIND	
			EXCHANGE 7/8		EXCHANGE 9/10		EXCHANGE 11/FINISH			
			CHANGE	ROUND	CHANGE	ROUND	CHANGE	ROUND		
8	8	RUS - RUSSIA II							14:29.07	+9.62
	8-1	FILIMONOV Denis	U23	1:12.5 =5	1:12.5 =5	3:38.6 5	1:14.7 =8	6:08.2 13	1:11.9 1	
	8-2	NAZAROV Fedor		2:23.9 4	1:11.4 =6	4:56.3 17	1:17.7 18	7:21.4 12	1:13.2 12	
	8-1	FILIMONOV Denis		8:32.6 10	1:11.2 3	10:54.1 9	1:10.7 3	13:16.2 8	1:11.2 8	
	8-2	NAZAROV Fedor		9:43.4 10	1:10.8 =8	12:05.0 9	1:10.9 =8	14:29.07 8	1:12.8 10	
9	9	CZE - CZECH REPUBLIC II							14:29.23	+9.78
	9-1	KALIVODA Tomas		1:14.4 13	1:14.4 13	3:39.9 12	1:14.7 =8	6:07.6 =8	1:13.0 3	
	9-2	PECHOUSEK Jan		2:25.2 14	1:10.8 3	4:54.6 =12	1:14.7 13	7:20.5 10	1:12.9 10	
	9-1	KALIVODA Tomas		8:33.3 13	1:12.8 14	10:55.7 11	1:11.8 7	13:19.0 11	1:12.8 11	
	9-2	PECHOUSEK Jan		9:43.9 11	1:10.6 7	12:06.2 11	1:10.5 5	14:29.23 9	1:10.2 8	
10	10	AUT - AUSTRIA							14:32.02	+12.57
	10-1	FOETTINGER Michael		1:10.8 1	1:10.8 1	3:38.2 2	1:15.3 =16	6:06.1 3	1:13.9 11	
	10-2	MOSER Benjamin		2:22.9 1	1:12.1 15	4:52.2 2	1:14.0 4	7:18.9 4	1:12.8 9	
	10-1	FOETTINGER Michael		8:31.3 6	1:12.4 =9	10:54.6 10	1:12.4 12	13:16.7 9	1:12.9 12	
	10-2	MOSER Benjamin		9:42.2 7	1:10.9 10	12:03.8 7	1:09.2 1	14:32.02 10	1:15.3 13	
11	13	FIN - FINLAND II							14:34.15	+14.70
	13-1	MOILANEN Niilo	U23	1:16.3 18	1:16.3 18	3:40.5 16	1:14.6 7	6:07.7 10	1:13.4 7	
	13-2	SUHONEN Verner		2:25.9 15	1:09.6 1	4:54.3 11	1:13.8 3	7:21.1 11	1:13.4 13	
	13-1	MOILANEN Niilo		8:32.8 11	1:11.7 =5	10:56.9 12	1:12.1 =8	13:19.4 12	1:11.7 10	
	13-2	SUHONEN Verner		9:44.8 12	1:12.0 =14	12:07.7 12	1:10.8 7	14:34.15 11	1:14.7 11	
12	11	ESP - SPAIN							14:35.99	+16.54
	11-1	IZQUIERDO-BERNIER Ricardo		1:13.7 11	1:13.7 11	3:39.3 =8	1:14.7 =8	6:06.9 5	1:13.3 =5	
	11-2	PUEYO Jaume	U23	2:24.6 =9	1:10.9 4	4:53.6 =7	1:14.3 =6	7:19.4 5	1:12.5 6	
	11-1	IZQUIERDO-BERNIER Ricardo		8:33.0 12	1:13.6 17	10:57.5 13	1:12.6 =13	13:24.0 13	1:14.0 13	
	11-2	PUEYO Jaume		9:44.9 13	1:11.9 13	12:10.0 13	1:12.5 13	14:35.99 12	1:11.9 9	
13	12	POL - POLAND							14:36.52	+17.07
	12-1	STAREGA Maciej		1:14.1 12	1:14.1 12	3:40.1 13	1:15.0 =14	6:07.3 7	1:13.6 8	
	12-2	BURY Kamil		2:25.1 =12	1:11.0 5	4:53.7 9	1:13.6 2	7:19.9 6	1:12.6 7	
	12-1	STAREGA Maciej		8:31.2 5	1:11.3 4	10:53.6 8	1:10.4 2	13:17.1 10	1:11.3 9	
	12-2	BURY Kamil		9:43.2 9	1:12.0 =14	12:05.8 10	1:12.2 12	14:36.52 13	1:19.4 17	
14	16	EST - ESTONIA I							14:41.83	+22.38
	16-1	KOLL Kristjan		1:14.6 =14	1:14.6 =14	3:40.4 15	1:15.3 =16	6:09.8 17	1:15.2 18	
	16-2	KILP Marko		2:25.1 =12	1:10.5 2	4:54.6 =12	1:14.2 5	7:22.0 14	1:12.2 =4	
	16-1	KOLL Kristjan		8:33.7 14	1:11.7 =5	10:58.1 14	1:12.6 =13	13:25.3 14	1:14.4 14	
	16-2	KILP Marko		9:45.5 14	1:11.8 12	12:10.9 14	1:12.8 14	14:41.83 14	1:16.5 15	

19 DEC 2021 / Dresden (GER) / 2495

Timing and Data Service by Swiss Timing

www.fis-ski.com

WC_2022WCU04/WC_2022WCU04SM_TS_____FSF1_73F2 v1.0

Report Created SUN 19 DEC 2021 11:57

Page 2/4

FIS TITLE SPONSOR FIS PRESENTING SPONSOR


Diese Maßnahme wird mitfinanziert durch Steuermittel auf der Grundlage des von den Abgeordneten des Sächsischen Landtags beschlossenen Haushaltes.



Results

Men Team Sprint Free Semi Finals - Group A

RANK	BIB LEG	NSA NAME	EXCHANGE 1/2		EXCHANGE 3/4		EXCHANGE 5/6		BEHIND	
			EXCHANGE 7/8		EXCHANGE 9/10		EXCHANGE 11/FINISH			
			CHANGE	ROUND	CHANGE	ROUND	CHANGE	ROUND		
15	14	EST - ESTONIA II							14:51.80	+32.35
	14-1	DREMLJUGA Karl Sebastian	U23	1:12.0 =3	1:12.0 =3	3:40.2 14	1:15.9 18	6:08.9 15	1:14.1 =14	
	14-2	HIMMA Martin	U23	2:24.3 7	1:12.3 =16	4:54.8 14	1:14.6 =11	7:22.5 15	1:13.6 14	
	14-1	DREMLJUGA Karl Sebastian		8:35.7 15	1:13.2 15	11:03.8 15	1:16.7 =16	13:36.9 15	1:19.1 18	
	14-2	HIMMA Martin		9:47.1 15	1:11.4 11	12:17.8 15	1:14.0 15	14:51.80 15	1:14.9 12	
16	15	UKR - UKRAINE II							14:54.04	+34.59
	15-1	DRAHUN Dmytro		1:15.3 16	1:15.3 16	3:41.0 17	1:13.4 2	6:09.3 16	1:13.7 9	
	15-2	LISOHOR Oleksandr	U23	2:27.6 17	1:12.3 =16	4:55.6 16	1:14.6 =11	7:23.5 17	1:14.2 16	
	15-1	DRAHUN Dmytro		8:36.1 16	1:12.6 13	11:05.2 16	1:13.6 15	13:37.9 16	1:15.7 15	
	15-2	LISOHOR Oleksandr		9:51.6 16	1:15.5 16	12:22.2 16	1:17.0 16	14:54.04 16	1:16.1 14	
17	18	SVK - SLOVAKIA							15:03.83	+44.38
	18-1	CENEK Jachym	U23	1:14.6 =14	1:14.6 =14	3:39.7 10	1:13.6 3	6:08.5 14	1:13.2 4	
	18-2	TILESCH Denis	U23	2:26.1 16	1:11.5 =10	4:55.3 15	1:15.6 17	7:22.8 16	1:14.3 17	
	18-1	CENEK Jachym		8:36.3 17	1:13.5 16	11:08.7 17	1:16.7 =16	13:46.2 17	1:18.4 17	
	18-2	TILESCH Denis		9:52.0 17	1:15.7 17	12:27.8 17	1:19.1 17	15:03.83 17	1:17.6 16	
18	17	HUN - HUNGARY							15:24.59	+1:05.14
	17-1	KONYA Adam		1:15.5 17	1:15.5 17	3:41.7 18	1:10.5 1	6:11.7 18	1:14.6 17	
	17-2	LAGLER Kristof		2:31.2 18	1:15.7 18	4:57.1 18	1:15.4 16	7:30.9 18	1:19.2 18	
	17-1	KONYA Adam		8:46.1 18	1:15.2 18	11:24.9 18	1:17.4 18	14:04.1 18	1:17.7 16	
	17-2	LAGLER Kristof		10:07.5 18	1:21.4 18	12:46.4 18	1:21.5 18	15:24.59 18	1:20.4 18	

WEATHER	SNOW CONDITION	TEMPERATURES		COMPETITORS / NSA							
		AIR	SNOW	ENTRIES	RANKED	LAP	DNF	DSQ	DNS	NPS	DQB
Drizzle	Icy	5.6°C	-0.9°C	36 / 15	36 / 15	0 / 0	0 / 0	0 / 0	0 / 0	0 / 0	0 / 0

Technical Delegate

PEETS Robert (EST)

Jury Information

FIS RACE DIRECTOR	MIGNEREY Pierre (FIS)
FIS RACE DIRECTOR ASSISTANT	LAMPLOT Michal (FIS)
CHIEF OF COMPETITION	ZIPFEL Georg (GER)
TECHNICAL DELEGATE	PEETS Robert (EST)
ASSISTANT TECHNICAL DELEGATE	MACOR Enzo (ITA)
ASSISTANT TD NAT.	WINKLER Jakob (GER)

Race Secretary

HUELSESE Sven (GER)

Course Information

NAME	Dresden
HEIGHT DIFFERENCE (HD)	4m
MAXIMUM CLIMB (MC)	14m
TOTAL CLIMB (TC)	14m
LENGTH OF LAP	644m
NUMBER OF LAPS	2x6

19 DEC 2021 / Dresden (GER) / 2495

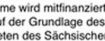
Timing and Data Service by Swiss Timing

www.fis-ski.com

WC_2022WCU04/WC_2022WCU04SM_TS__FSF1_73F2 v1.0

Report Created SUN 19 DEC 2021 11:57

Page 3/4

FIS TITLE SPONSOR FIS PRESENTING SPONSOR


Diese Maßnahme wird mitfinanziert durch Steuermittel auf der Grundlage des von den Abgeordneten des Sächsischen Landtags beschlossenen Haushaltes.



Results

Legend			
=	Equal sign indicates that two or more competitors share the same rank	DNF	Did Not Finish
DQB	Disqualification for unsportsmanlike behaviour	DSQ	Disqualified
LAP	Lapped	LL	Lucky Loser
Q	Qualified	DNS	Did Not Start
		ICR	International Competition Rules
		NSA	NSA Code

19 DEC 2021 / Dresden (GER) / 2495

Timing and Data Service by Swiss Timing

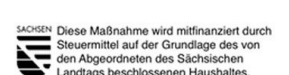
www.fis-ski.com

WC_2022WCU04\WC_2022WCU04SM_TS___FSF1_73F2 v1.0

Report Created SUN 19 DEC 2021 11:57

Page 4/4

FIS TITLE SPONSOR FIS PRESENTING SPONSOR





Results

Men Team Sprint Free Semi Finals - Group B

RANK	BIB LEG	NSA NAME	EXCHANGE 1/2		EXCHANGE 3/4		EXCHANGE 5/6		BEHIND	Q					
			EXCHANGE 7/8		EXCHANGE 9/10		EXCHANGE 11/FINISH								
			CHANGE	ROUND	CHANGE	ROUND	CHANGE	ROUND							
1	20	RUS - RUSSIA I							14:23.44	0.00	Q				
	20-1	BOLSHUNOV Alexander	1:13.5	4	1:13.5	4	3:42.0	3	1:15.9	=12	6:06.7	4	1:12.5	8	
	20-2	RETIVYKH Gleb	2:26.1	2	1:12.6	7	4:54.2	3	1:12.2	5	7:20.7	4	1:14.0	10	
	20-1	BOLSHUNOV Alexander	8:29.9	2	1:09.2	1	10:55.0	1	1:11.2	=1	13:14.8	2	1:08.6	3	
	20-2	RETIVYKH Gleb	9:43.8	3	1:13.9	15	12:06.2	=1	1:11.2	8	14:23.44	1	1:08.6	4	
2	22	GBR - GREAT BRITAIN							14:23.88	+0.44	Q				
	22-1	CLUGNET James	1:14.1	=7	1:14.1	=7	3:42.8	=6	1:15.9	=12	6:05.8	1	1:10.7	1	
	22-2	YOUNG Andrew	2:26.9	7	1:12.8	10	4:55.1	=6	1:12.3	=6	7:20.4	3	1:14.6	16	
	22-1	CLUGNET James	8:31.0	4	1:10.6	5	10:55.9	3	1:12.0	5	13:14.0	1	1:07.8	1	
	22-2	YOUNG Andrew	9:43.9	4	1:12.9	14	12:06.2	=1	1:10.3	2	14:23.88	2	1:09.8	7	
3	19	FRA - FRANCE I							14:24.21	+0.77	Q				
	19-1	JOUBE Richard	1:12.1	1	1:12.1	1	3:43.0	8	1:17.2	18	6:06.6	3	1:11.5	=3	
	19-2	CHANAVAL Lucas	2:25.8	1	1:13.7	=15	4:55.1	=6	1:12.1	4	7:20.1	1	1:13.5	=3	
	19-1	JOUBE Richard	8:29.5	1	1:09.4	2	10:56.3	=4	1:12.6	=10	13:15.2	3	1:08.2	2	
	19-2	CHANAVAL Lucas	9:43.7	2	1:14.2	16	12:07.0	4	1:10.7	3	14:24.21	3	1:09.0	5	
4	25	SUI - SWITZERLAND							14:24.85	+1.41	Q				
	25-1	HEDIGER Jovian	1:13.0	3	1:13.0	3	3:41.1	1	1:14.6	3	6:06.2	2	1:12.6	9	
	25-2	GROND Valerio	U23	2:26.5	5	1:13.5	14	4:53.6	2	1:12.5	=10	7:20.3	2	1:14.1	=11
	25-1	HEDIGER Jovian	8:30.7	3	1:10.4	4	10:55.6	2	1:12.3	8	13:16.6	4	1:10.0	5	
	25-2	GROND Valerio	9:43.3	1	1:12.6	10	12:06.6	3	1:11.0	=5	14:24.85	4	1:08.2	2	
5	21	SWE - SWEDEN II							14:25.52	+2.08					
	21-1	BERGLUND Gustaf	1:12.5	2	1:12.5	2	3:42.5	5	1:16.3	=14	6:07.0	6	1:12.1	6	
	21-2	SVENSSON Oskar	2:26.2	3	1:13.7	=15	4:54.9	5	1:12.4	=8	7:21.3	7	1:14.3	15	
	21-1	BERGLUND Gustaf	8:31.3	5	1:10.0	3	10:56.3	=4	1:12.2	7	13:18.1	6	1:10.5	6	
	21-2	SVENSSON Oskar	9:44.1	5	1:12.8	13	12:07.6	7	1:11.3	=9	14:25.52	5	1:07.4	1	
6	28	GER - GERMANY I							14:25.70	+2.26					
	28-1	BING Thomas	1:14.7	10	1:14.7	10	3:43.4	10	1:15.7	10	6:07.6	7	1:11.0	2	
	28-2	SOSSAU Anian	U23	2:27.7	10	1:13.0	11	4:56.6	11	1:13.2	13	7:21.7	8	1:14.1	=11
	28-1	BING Thomas	8:32.6	8	1:10.9	=6	10:56.5	6	1:11.7	4	13:17.2	5	1:09.8	4	
	28-2	SOSSAU Anian	9:44.8	=7	1:12.2	6	12:07.4	6	1:10.9	4	14:25.70	6	1:08.5	3	
7	24	CZE - CZECH REPUBLIC I							14:27.87	+4.43					
	24-1	SELLER Ludek	1:14.4	9	1:14.4	9	3:41.5	2	1:15.1	=4	6:06.9	5	1:13.5	16	
	24-2	NOVAK Michal	2:26.4	4	1:12.0	=3	4:53.4	1	1:11.9	3	7:21.0	5	1:14.1	=11	
	24-1	SELLER Ludek	8:32.1	6	1:11.1	8	10:57.0	7	1:12.5	9	13:18.5	7	1:11.3	8	
	24-2	NOVAK Michal	9:44.5	6	1:12.4	=8	12:07.2	5	1:10.2	1	14:27.87	7	1:09.3	6	

19 DEC 2021 / Dresden (GER) / 2495

Timing and Data Service by Swiss Timing

www.fis-ski.com

WC_2022WCU04/WC_2022WCU04SM_TS_...FSF2_73F2 v1.0

Report Created SUN 19 DEC 2021 11:58

Page 1/4

FIS TITLE SPONSOR FIS PRESENTING SPONSOR

 SACHSEN Diese Maßnahme wird mitfinanziert durch
Steuermittel auf der Grundlage des von
den Abgeordneten des Sächsischen
Landtags beschlossenen Haushaltes.



Results

Men Team Sprint Free Semi Finals - Group B

RANK	BIB LEG	NSA NAME	EXCHANGE 1/2		EXCHANGE 3/4		EXCHANGE 5/6		TIME	BEHIND					
			EXCHANGE 7/8		EXCHANGE 9/10		EXCHANGE 11/FINISH								
			CHANGE	ROUND	CHANGE	ROUND	CHANGE	ROUND							
8	30	SLO - SLOVENIA I								14:32.94	+9.50				
	30-1	CRV Vili	U23	1:13.7	5	1:13.7	5	3:43.2	9	1:14.1	=1	6:08.6	11	1:11.5	=3
	30-2	SIMENC Miha		2:29.1	15	1:15.4	18	4:57.1	13	1:13.9	17	7:22.1	9	1:13.5	=3
	30-1	CRV Vili		8:33.0	9	1:10.9	=6	10:57.8	9	1:12.1	6	13:20.5	9	1:11.7	9
	30-2	SIMENC Miha		9:45.7	10	1:12.7	=11	12:08.8	8	1:11.0	=5	14:32.94	8	1:12.4	11
9	29	ITA - ITALY II								14:34.09	+10.65				
	29-1	HELLWEGER Michael		1:14.1	=7	1:14.1	=7	3:42.1	4	1:15.3	7	6:07.7	=8	1:13.2	=13
	29-2	MOCELLINI Simone		2:26.8	6	1:12.7	=8	4:54.5	4	1:12.4	=8	7:21.2	6	1:13.5	=3
	29-1	HELLWEGER Michael		8:32.5	7	1:11.3	9	10:57.5	8	1:12.7	12	13:20.1	8	1:10.8	7
	29-2	MOCELLINI Simone		9:44.8	=7	1:12.3	7	12:09.3	9	1:11.8	=12	14:34.09	9	1:13.9	13
10	26	USA - UNITED STATES of AMERICA II								14:34.40	+10.96				
	26-1	JAGER Luke	U23	1:14.0	6	1:14.0	6	3:43.9	13	1:16.6	17	6:07.7	=8	1:11.5	=3
	26-2	HANNEMAN Logan		2:27.3	9	1:13.3	=12	4:56.2	9	1:12.3	=6	7:22.4	11	1:14.7	17
	26-1	JAGER Luke		8:33.8	10	1:11.4	10	10:59.1	12	1:12.6	=10	13:22.8	10	1:11.9	10
	26-2	HANNEMAN Logan		9:46.5	12	1:12.7	=11	12:10.9	13	1:11.8	=12	14:34.40	10	1:11.6	10
11	32	BLR - BELARUS								14:37.72	+14.28				
	32-1	SHPUNTAU Yahor	U23	1:15.1	11	1:15.1	11	3:44.4	16	1:15.2	6	6:10.5	14	1:12.3	7
	32-2	VORANAU Aliaksandr		2:29.2	16	1:14.1	17	4:58.2	16	1:13.8	16	7:23.4	14	1:12.9	2
	32-1	SHPUNTAU Yahor		8:35.8	13	1:12.4	13	10:58.6	11	1:11.3	3	13:23.9	12	1:14.0	14
	32-2	VORANAU Aliaksandr		9:47.3	14	1:11.5	4	12:09.9	11	1:11.3	=9	14:37.72	11	1:13.8	12
12	27	CAN - CANADA								14:38.35	+14.91				
	27-1	KENNEDY Russell		1:18.6	17	1:18.6	17	3:43.7	12	1:15.8	11	6:08.4	10	1:13.0	12
	27-2	RITCHIE Graham		2:27.9	11	1:09.3	1	4:55.4	8	1:11.7	=1	7:22.2	10	1:13.8	=7
	27-1	KENNEDY Russell		8:34.1	11	1:11.9	11	10:58.2	10	1:13.1	=13	13:23.3	11	1:13.7	=12
	27-2	RITCHIE Graham		9:45.1	9	1:11.0	2	12:09.6	10	1:11.4	11	14:38.35	12	1:15.0	15
13	33	AUS - AUSTRALIA								14:39.19	+15.75				
	33-1	BELLINGHAM Phillip		1:15.8	=13	1:15.8	=13	3:43.6	11	1:15.1	=4	6:10.0	13	1:12.7	10
	33-2	de CAMPO Seve		2:28.5	=13	1:12.7	=8	4:57.3	14	1:13.7	15	7:23.9	15	1:13.9	9
	33-1	BELLINGHAM Phillip		8:36.8	15	1:12.9	15	11:00.0	14	1:11.2	=1	13:24.8	14	1:12.5	11
	33-2	de CAMPO Seve		9:48.8	15	1:12.0	5	12:12.3	14	1:12.3	14	14:39.19	13	1:14.3	14
14	35	GER - GERMANY II								14:39.89	+16.45				
	35-1	KASTNER Marius	U23	1:15.2	12	1:15.2	12	3:42.8	=6	1:15.6	=8	6:09.1	12	1:12.8	11
	35-2	STOELBEN Jan	U23	2:27.2	8	1:12.0	=3	4:56.3	10	1:13.5	14	7:22.8	12	1:13.7	6
	35-1	KASTNER Marius		8:34.9	12	1:12.1	12	10:59.3	13	1:13.5	15	13:24.1	13	1:13.7	=12
	35-2	STOELBEN Jan		9:45.8	11	1:10.9	1	12:10.4	12	1:11.1	7	14:39.89	14	1:15.7	17

19 DEC 2021 / Dresden (GER) / 2495

Timing and Data Service by Swiss Timing

www.fis-ski.com

WC_2022WCU04/WC_2022WCU04SM_TS_...FSF2_73F2 v1.0

Report Created SUN 19 DEC 2021 11:58

Page 2/4

FIS TITLE SPONSOR FIS PRESENTING SPONSOR



SACHSEN Diese Maßnahme wird mitfinanziert durch Steuermittel auf der Grundlage des von den Abgeordneten des Sächsischen Landtags beschlossenen Haushaltes.



Results

Men Team Sprint Free Semi Finals - Group B

RANK	BIB LEG	NSA NAME	EXCHANGE 1/2		EXCHANGE 3/4		EXCHANGE 5/6		BEHIND					
			EXCHANGE 7/8		EXCHANGE 9/10		EXCHANGE 11/FINISH							
			CHANGE	ROUND	CHANGE	ROUND	CHANGE	ROUND						
15	31	UKR - UKRAINE I							14:43.51	+20.07				
	31-1	KRASOVSKYI Oleksii	1:16.2	15	1:16.2	15	3:44.8	17	1:16.3	=14	6:10.8	15	1:13.2	=13
	31-2	PEREKHODA Ruslan	2:28.5	=13	1:12.3	6	4:57.6	15	1:12.8	12	7:23.1	13	1:12.3	1
	31-1	KRASOVSKYI Oleksii	8:36.1	14	1:13.0	16	11:03.7	15	1:16.5	16	13:33.0	16	1:14.7	16
	31-2	PEREKHODA Ruslan	9:47.2	13	1:11.1	3	12:18.3	=15	1:14.6	16	14:43.51	15	1:10.5	8
16	23	KAZ - KAZAKHSTAN							14:47.73	+24.29				
	23-1	VELICHKO Yevgeniy	1:16.7	16	1:16.7	16	3:44.1	14	1:14.1	=1	6:11.8	16	1:13.2	=13
	23-2	PUKHKALO Vitaliy	2:30.0	17	1:13.3	=12	4:58.6	17	1:14.5	18	7:25.6	16	1:13.8	=7
	23-1	VELICHKO Yevgeniy	8:38.3	16	1:12.7	14	11:03.8	16	1:13.1	=13	13:32.5	15	1:14.2	15
	23-2	PUKHKALO Vitaliy	9:50.7	16	1:12.4	=8	12:18.3	=15	1:14.5	15	14:47.73	16	1:15.2	16
17	36	LTU - LITHUANIA							15:24.20	+1:00.76				
	36-1	STROLIA Tautvydas	1:15.8	=13	1:15.8	=13	3:44.3	15	1:16.3	=14	6:19.8	18	1:23.0	18
	36-2	VAICIULIS Modestas	2:28.0	12	1:12.2	5	4:56.8	12	1:12.5	=10	7:34.0	17	1:14.2	14
	36-1	STROLIA Tautvydas	8:55.8	17	1:21.8	18	11:36.4	18	1:20.1	17	14:13.1	17	1:16.8	17
	36-2	VAICIULIS Modestas	10:16.3	18	1:20.5	18	12:56.3	18	1:19.9	18	15:24.20	17	1:11.1	9
18	34	SLO - SLOVENIA II							15:33.10	+1:09.66				
	34-1	GROS Anze	1:26.4	18	1:26.4	18	3:51.6	18	1:15.6	=8	6:19.4	17	1:16.1	17
	34-2	LAMPIC Janez	2:36.0	18	1:09.6	2	5:03.3	18	1:11.7	=1	7:35.1	18	1:15.7	18
	34-1	GROS Anze	8:56.1	18	1:21.0	17	11:35.9	17	1:20.3	18	14:16.4	18	1:20.9	18
	34-2	LAMPIC Janez	10:15.6	17	1:19.5	17	12:55.5	17	1:19.6	17	15:33.10	18	1:16.7	18

Jury Decision

Verbal warning - Obstruction

BERGLUND Gustaf	SWE	ICR 343.10 - Obstruction
YOUNG Andrew	GBR	ICR 343.10 - Obstruction

WEATHER	SNOW CONDITION	TEMPERATURES		COMPETITORS / NSA							
		AIR	SNOW	ENTRIES	RANKED	LAP	DNF	DSQ	DNS	NPS	DQB
Drizzle	Icy	5.6°C	-0.9°C	36 / 16	36 / 16	0 / 0	0 / 0	0 / 0	0 / 0	0 / 0	0 / 0

Technical Delegate

PEETS Robert (EST)

Race Secretary

HUELSSE Sven (GER)

19 DEC 2021 / Dresden (GER) / 2495

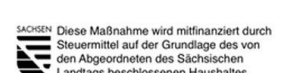
Timing and Data Service by Swiss Timing

www.fis-ski.com

WC_2022WCU04/WC_2022WCU04SM_TS__FSF2_73F2 v1.0

Report Created SUN 19 DEC 2021 11:58

Page 3/4

FIS TITLE SPONSOR FIS PRESENTING SPONSOR




Results

Jury Information

FIS RACE DIRECTOR	MIGNEREY Pierre (FIS)
FIS RACE DIRECTOR ASSISTANT	LAMPLOT Michal (FIS)
CHIEF OF COMPETITION	ZIPFEL Georg (GER)
TECHNICAL DELEGATE	PEETS Robert (EST)
ASSISTANT TECHNICAL DELEGATE	MACOR Enzo (ITA)
ASSISTANT TD NAT.	WINKLER Jakob (GER)

Course Information

NAME	Dresden
HEIGHT DIFFERENCE (HD)	4m
MAXIMUM CLIMB (MC)	14m
TOTAL CLIMB (TC)	14m
LENGTH OF LAP	644m
NUMBER OF LAPS	2x6

Legend

=	Equal sign indicates that two or more competitors share the same rank	DNF	Did Not Finish	DNS	Did Not Start
DQB	Disqualification for unsportsmanlike behaviour	DSQ	Disqualified	ICR	International Competition Rules
LAP	Lapped	NSA	NSA Code	Q	Qualified

19 DEC 2021 / Dresden (GER) / 2495

Timing and Data Service by Swiss Timing

www.fis-ski.com

WC_2022WCU04\WC_2022WCU04SM_TS___FSF2_73F2 v1.0

Report Created SUN 19 DEC 2021 11:58

Page 4/4

FIS TITLE SPONSOR FIS PRESENTING SPONSOR

