



Results

Final

RANK	BIB LEG	NSA NAME	EXCHANGE 1/2		EXCHANGE 3/4		EXCHANGE 5/6		BEHIND					
			EXCHANGE 7/8		EXCHANGE 9/10		EXCHANGE 11/FINISH							
			CHANGE	ROUND	CHANGE	ROUND	CHANGE	ROUND						
1	1	SWE - SWEDEN I							15:45.81	0.00				
	1-1	SUNDLING Jonna	1:17.7	1	1:17.7	1	3:57.9	1	1:19.4	9	6:39.9	4	1:20.1	=4
	1-2	DAHLQVIST Maja	2:38.5	1	1:20.8	4	5:19.8	4	1:21.9	10	7:56.3	1	1:16.4	3
	1-1	SUNDLING Jonna	9:16.8	1	1:20.5	=4	11:56.1	1	1:19.0	6	14:30.6	1	1:16.4	4
	1-2	DAHLQVIST Maja	10:37.1	1	1:20.3	6	13:14.2	1	1:18.1	3	15:45.81	1	1:15.2	3
2	15	USA - UNITED STATES OF AMERICA I							15:46.92	+1.11				
	15-1	DIGGINS Jessie	1:18.0	2	1:18.0	2	3:59.1	4	1:19.1	6	6:42.6	9	1:22.7	9
	15-2	KERN Julia	2:40.0	5	1:22.0	8	5:19.9	5	1:20.8	5	7:58.6	7	1:16.0	=1
	15-1	DIGGINS Jessie	9:18.3	5	1:19.7	1	11:56.7	3	1:18.2	=2	14:31.1	2	1:16.0	3
	15-2	KERN Julia	10:38.5	4	1:20.2	5	13:15.1	3	1:18.4	4	15:46.92	2	1:15.8	4
3	16	SLO - SLOVENIA I							15:47.02	+1.21				
	16-1	UREVC Eva	1:18.9	6	1:18.9	6	3:58.1	2	1:18.8	4	6:45.4	10	1:26.0	10
	16-2	LAMPIC Anamarija	2:39.3	=3	1:20.4	3	5:19.4	2	1:21.3	8	8:01.4	10	1:16.0	=1
	16-1	UREVC Eva	9:25.5	8	1:24.1	8	12:00.8	8	1:17.1	1	14:32.5	4	1:15.6	=1
	16-2	LAMPIC Anamarija	10:43.7	8	1:18.2	1	13:16.9	6	1:16.1	1	15:47.02	3	1:14.5	2
4	8	FIN - FINLAND I							15:47.86	+2.05				
	8-1	KAHARA Jasmin												
			U23											
	8-2	JOENSUU Jasmi	2:40.3	6	1:20.3	2	5:20.4	8	1:20.9	=6	7:58.0	5	1:17.1	4
	8-1	KAHARA Jasmin	9:18.4	6	1:20.4	=2	11:56.4	2	1:18.2	=2	14:31.5	3	1:16.6	5
	8-2	JOENSUU Jasmi	10:38.2	3	1:19.8	3	13:14.9	2	1:18.5	5	15:47.86	4	1:16.3	5
5	2	RUS - RUSSIA I							15:48.78	+2.97				
	2-1	MATSOKINA Hristina	1:18.8	=4	1:18.8	=4	3:59.5	=6	1:20.9	10	6:38.5	1	1:19.5	3
	2-2	NEPRYAEVA Natalia	2:38.6	2	1:19.8	1	5:19.0	1	1:19.5	2	7:56.4	2	1:17.9	=5
	2-1	MATSOKINA Hristina	9:17.5	2	1:21.1	7	11:57.2	4	1:19.7	8	14:34.7	6	1:18.9	8
	2-2	NEPRYAEVA Natalia	10:37.5	2	1:20.0	4	13:15.8	4	1:18.6	6	15:48.78	5	1:14.0	1
6	3	NOR - NORWAY I							15:50.22	+4.41				
	3-1	SKISTAD Kristine Stavaas												
			U23											
	3-2	MYHRVOLD Mathilde	2:41.8	9	1:22.4	10	5:19.5	3	1:19.0	1	7:57.2	3	1:18.3	10
	3-1	SKISTAD Kristine Stavaas	9:17.9	=3	1:20.7	6	11:57.8	5	1:18.5	=4	14:33.4	5	1:15.6	=1
	3-2	MYHRVOLD Mathilde	10:39.3	6	1:21.4	9	13:17.8	8	1:20.0	8	15:50.22	6	1:16.8	6
7	7	SWE - SWEDEN II							15:52.27	+6.46				
	7-1	SOLIN Jenny	1:19.9	9	1:19.9	9	4:00.0	8	1:18.7	=1	6:39.3	3	1:18.6	1
	7-2	LUNDGREN Moa	2:41.3	8	1:21.4	6	5:20.7	=9	1:20.7	4	7:57.5	4	1:18.2	9
	7-1	SOLIN Jenny	9:17.9	=3	1:20.4	=2	11:58.2	6	1:18.5	=4	14:35.1	7	1:17.7	6
	7-2	LUNDGREN Moa	10:39.7	7	1:21.8	10	13:17.4	7	1:19.2	7	15:52.27	7	1:17.1	7

19 DEC 2021 / Dresden (GER) / 2497

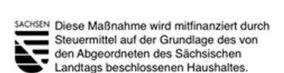
Timing and Data Service by Swiss Timing

www.fis-ski.com

WC_2022WCU04/WC_2022WCU04SW_TS_FF_73F3 v1.0

Report Created SUN 19 DEC 2021 12:47

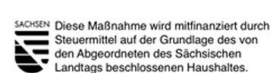
Page 1/6

FIS TITLE SPONSOR FIS PRESENTING SPONSOR




Results

RANK	BIB LEG	NSA NAME	EXCHANGE 1/2		EXCHANGE 3/4		EXCHANGE 5/6		TIME	BEHIND
			EXCHANGE 7/8		EXCHANGE 9/10		EXCHANGE 11/FINISH			
			CHANGE	ROUND	CHANGE	ROUND	CHANGE	ROUND		
8	20	FRA - FRANCE							15:54.83	+9.02
	20-1	DOLCI Flora U23	1:19.8 8	1:19.8 8	4:01.0 10	1:19.0 5	6:41.6 8	1:20.9 7		
	20-2	QUINTIN Lena	2:42.0 10	1:22.2 9	5:20.7 =9	1:19.7 3	7:59.5 9	1:17.9 =5		
	20-1	DOLCI Flora	9:20.0 7	1:20.5 =4	11:58.8 7	1:20.1 9	14:36.8 8	1:20.0 9		
	20-2	QUINTIN Lena	10:38.7 5	1:18.7 2	13:16.8 5	1:18.0 2	15:54.83 8	1:18.0 8		
PF 9	18	GER - GERMANY II							16:11.05	+25.24
	18-1	GIMMLER Laura	1:18.8 =4	1:18.8 =4	3:59.4 5	1:18.7 =1	6:40.4 5	1:20.1 =4		
	18-2	KREHL Sofie	2:40.7 7	1:21.9 7	5:20.3 7	1:20.9 =6	7:58.4 6	1:18.0 8		
	18-1	GIMMLER Laura	9:25.9 9	1:27.5 9	12:06.4 9	1:19.2 7	14:51.1 9	1:20.2 10		
	18-2	KREHL Sofie	10:47.2 9	1:21.3 8	13:30.9 9	1:24.5 10	16:11.05 9	1:19.9 10		
PF 10	17	NOR - NORWAY II							16:11.07	+25.26
	17-1	SMEDAAS Magni	1:18.4 3	1:18.4 3	3:58.6 3	1:19.3 8	6:41.5 7	1:21.4 8		
	17-2	MYHRE Julie	2:39.3 =3	1:20.9 5	5:20.1 6	1:21.5 9	7:59.4 8	1:17.9 =5		
	17-1	SMEDAAS Magni	9:30.7 10	1:31.3 10	12:12.2 10	1:20.6 10	14:52.3 10	1:18.8 7		
	17-2	MYHRE Julie	10:51.6 10	1:20.9 7	13:33.5 10	1:21.3 9	16:11.07 10	1:18.7 9		





Results

Semifinals

RANK	BIB LEG	NSA NAME	EXCHANGE 1/2		EXCHANGE 3/4		TIME		BEHIND	
			EXCHANGE 7/8		EXCHANGE 9/10		EXCHANGE 5/6			
			CHANGE	ROUND	CHANGE	ROUND	CHANGE	ROUND		
11	5	SUI - SWITZERLAND	SEMIFINAL 1 RANK:6						16:03.27	+1.73
	5-1	FISCHER Lea	1:25.3 =7	1:25.3 =7	4:10.6 7	1:23.6 =10	6:52.8 =7	1:21.8 7		
	5-2	van der GRAAFF Laurien	2:47.0 5	1:21.7 5	5:31.0 7	1:20.4 4	8:12.0 7	1:19.2 6		
	5-1	FISCHER Lea	9:32.3 =6	1:20.3 6	12:11.3 7	1:19.3 =3	14:47.7 6	1:16.3 3		
	5-2	van der GRAAFF Laurien	10:52.0 7	1:19.7 8	13:31.4 7	1:20.1 8	16:03.27 6	1:15.5 5		
12	23	RUS - RUSSIA II	SEMIFINAL 2 RANK:6						16:05.36	+13.47
	23-1	GRUKHVINA Anna	U23 1:23.1 13	1:23.1 13	4:02.3 8	1:20.5 2	6:41.9 4	1:20.3 2		
	23-2	FALEEVA Anastasiya	U23 2:41.8 11	1:18.7 2	5:21.6 =6	1:19.3 =2	8:02.5 =5	1:20.6 8		
	23-1	GRUKHVINA Anna	9:21.0 5	1:18.5 =4	12:01.6 6	1:19.6 6	14:45.4 6	1:22.6 7		
	23-2	FALEEVA Anastasiya	10:42.0 7	1:21.0 9	13:22.8 6	1:21.2 6	16:05.36 6	1:19.9 7		
13	6	GER - GERMANY I	SEMIFINAL 1 RANK:7						16:03.67	+2.13
	6-1	WINKLER Anne	1:25.2 6	1:25.2 6	4:10.0 4	1:23.2 5	6:52.0 3	1:21.5 6		
	6-2	RYDZEK Coletta	2:46.8 4	1:21.6 =3	5:30.5 4	1:20.5 5	8:10.8 4	1:18.8 5		
	6-1	WINKLER Anne	9:31.9 =4	1:21.1 9	12:11.0 5	1:19.7 7	14:49.1 8	1:18.4 10		
	6-2	RYDZEK Coletta	10:51.3 4	1:19.4 =2	13:30.7 5	1:19.7 5	16:03.67 7	1:14.5 1		
14	19	ITA - ITALY	SEMIFINAL 2 RANK:7						16:06.11	+14.22
	19-1	LAURENT Greta	1:19.4 2	1:19.4 2	4:00.2 3	1:20.9 =7	6:42.2 5	1:21.1 6		
	19-2	MONSORNO Nicole	U23 2:39.3 3	1:19.9 11	5:21.1 =4	1:20.9 12	8:02.7 7	1:20.5 7		
	19-1	LAURENT Greta	9:21.2 6	1:18.5 =4	12:02.3 7	1:20.7 8	14:46.5 7	1:21.5 6		
	19-2	MONSORNO Nicole	10:41.6 6	1:20.4 5	13:25.0 7	1:22.7 9	16:06.11 7	1:19.6 5		
15	9	USA - UNITED STATES OF AMERICA II	SEMIFINAL 1 RANK:8						16:04.28	+2.74
	9-1	SWIRBUL Hailey	1:24.2 2	1:24.2 2	4:11.0 9	1:23.4 =6	6:52.6 6	1:20.3 2		
	9-2	HALVORSEN Hannah	2:47.6 8	1:23.4 14	5:32.3 11	1:21.3 11	8:12.6 8	1:20.0 9		
	9-1	SWIRBUL Hailey	9:32.7 =8	1:20.1 =4	12:11.1 6	1:17.5 1	14:48.3 7	1:15.7 =1		
	9-2	HALVORSEN Hannah	10:53.6 10	1:20.9 11	13:32.6 9	1:21.5 =10	16:04.28 8	1:15.9 8		
16	26	CZE - CZECH REPUBLIC II	SEMIFINAL 2 RANK:8						16:15.08	+23.19
	26-1	HOLIKOVA Zuzana	U23 1:22.8 11	1:22.8 11	4:03.1 10	1:21.5 =10	6:44.3 10	1:21.9 =9		
	26-2	ANTOSOVA Barbora	U23 2:41.6 9	1:18.8 3	5:22.4 9	1:19.3 =2	8:04.0 10	1:19.7 5		
	26-1	HOLIKOVA Zuzana	9:23.5 =8	1:19.5 7	12:05.1 8	1:19.5 5	14:51.4 8	1:22.9 8		
	26-2	ANTOSOVA Barbora	10:45.6 9	1:22.1 11	13:28.5 8	1:23.4 11	16:15.08 8	1:23.6 10		
17	4	CZE - CZECH REPUBLIC I	SEMIFINAL 1 RANK:9						16:05.30	+3.76
	4-1	HYNCICOVA Petra	1:25.7 =9	1:25.7 =9	4:11.6 12	1:23.4 =6	6:53.8 12	1:22.3 =9		
	4-2	JANATOVA Katerina	2:48.2 11	1:22.5 =11	5:31.5 9	1:19.9 =2	8:13.1 9	1:19.3 7		
	4-1	HYNCICOVA Petra	9:32.9 10	1:19.8 2	12:12.0 10	1:19.6 6	14:50.1 10	1:18.3 9		
	4-2	JANATOVA Katerina	10:52.4 8	1:19.5 =5	13:31.8 8	1:19.8 =6	16:05.30 9	1:15.2 2		

19 DEC 2021 / Dresden (GER) / 2497

Timing and Data Service by Swiss Timing

www.fis-ski.com

WC_2022WCU04/WC_2022WCU04SW_TS_FF_73F3 v1.0

Report Created SUN 19 DEC 2021 12:47

Page 3/6

FIS TITLE SPONSOR FIS PRESENTING SPONSOR


SACHSEN Diese Maßnahme wird mitfinanziert durch Steuermittel auf der Grundlage des von den Abgeordneten des Sächsischen Landtags beschlossenen Haushaltes.



Results

RANK	BIB LEG	NSA NAME	EXCHANGE 1/2 EXCHANGE 7/8				EXCHANGE 3/4 EXCHANGE 9/10				TIME EXCHANGE 5/6 EXCHANGE 11/FINISH		BEHIND		
			CHANGE		ROUND		CHANGE		ROUND		CHANGE	ROUND			
18	24	POL - POLAND I	SEMIFINAL 2 RANK:9								16:23.98	+32.09			
	24-1	KALETA Weronika	U23	1:21.2	6	1:21.2	6	4:01.6	6	1:21.1	9	6:43.3	7	1:21.7	8
	24-2	SKINDER Monika	U23	2:40.5	6	1:19.3	7	5:21.6	=6	1:20.0	=5	8:03.2	9	1:19.9	6
	24-1	KALETA Weronika		9:25.3	10	1:22.1	12	12:11.7	10	1:25.7	14	15:02.3	9	1:28.1	13
	24-2	SKINDER Monika		10:46.0	10	1:20.7	=7	13:34.2	10	1:22.5	8	16:23.98	9	1:21.6	8
19	12	EST - ESTONIA I	SEMIFINAL 1 RANK:10								16:07.79	+6.25			
	12-1	PULLES Mariel Merlii		1:25.7	=9	1:25.7	=9	4:11.1	10	1:23.4	=6	6:53.3	=10	1:21.4	5
	12-2	KAASIKU Kaidy	U23	2:47.7	=9	1:22.0	=7	5:31.9	10	1:20.8	8	8:13.7	10	1:20.4	10
	12-1	PULLES Mariel Merlii		9:32.7	=8	1:19.0	1	12:11.5	8	1:18.6	2	14:49.6	9	1:16.7	=7
	12-2	KAASIKU Kaidy		10:52.9	9	1:20.2	10	13:32.9	10	1:21.4	9	16:07.79	10	1:18.1	10
20	25	FIN - FINLAND II	SEMIFINAL 2 RANK:10								16:28.62	+36.73			
	25-1	BOOK Josefiina	U23	1:21.9	7	1:21.9	7	4:03.9	11	1:23.0	14	6:44.0	9	1:21.9	=9
	25-2	ALAKOSKI Anni		2:40.9	7	1:19.0	4	5:22.1	8	1:18.2	1	8:03.0	8	1:19.0	=2
	25-1	BOOK Josefiina		9:23.5	=8	1:20.5	9	12:07.2	9	1:23.4	10	15:03.7	10	1:34.5	14
	25-2	ALAKOSKI Anni		10:43.8	8	1:20.3	4	13:29.2	9	1:22.0	7	16:28.62	10	1:24.9	12
21	10	BLR - BELARUS	SEMIFINAL 1 RANK:11								16:25.79	+24.25			
	10-1	KIRILLOVA Anastasia		1:25.3	=7	1:25.3	=7	4:09.7	3	1:22.0	2	6:53.3	=10	1:22.7	13
	10-2	KARALIOVA Hanna		2:47.7	=9	1:22.4	10	5:30.6	5	1:20.9	9	8:15.2	11	1:21.9	11
	10-1	KIRILLOVA Anastasia		9:35.3	11	1:20.1	=4	12:17.0	11	1:21.6	11	15:02.7	11	1:24.2	11
	10-2	KARALIOVA Hanna		10:55.4	11	1:20.1	9	13:38.5	11	1:21.5	=10	16:25.79	11	1:23.0	11
22	28	SLO - SLOVENIA II	SEMIFINAL 2 RANK:11								16:28.70	+36.81			
	28-1	MALI Klara	U23	1:22.3	8	1:22.3	8	4:04.4	12	1:22.7	13	6:46.8	12	1:23.0	14
	28-2	MANDELJIC Anja	U23	2:41.7	10	1:19.4	8	5:23.8	12	1:19.4	4	8:05.8	11	1:19.0	=2
	28-1	MALI Klara		9:30.4	12	1:24.6	13	12:17.6	12	1:25.5	13	15:06.5	12	1:25.8	11
	28-2	MANDELJIC Anja		10:52.1	12	1:21.7	10	13:40.7	11	1:23.1	10	16:28.70	11	1:22.2	9
23	27	EST - ESTONIA II	SEMIFINAL 2 RANK:12								16:32.41	+40.52			
	27-1	KAASIKU Keidy	U23	1:22.7	10	1:22.7	10	4:02.6	9	1:20.4	1	6:45.0	11	1:21.4	7
	27-2	KAASIK Hanna-Brita	U23	2:42.2	12	1:19.5	=9	5:23.6	11	1:21.0	13	8:06.1	12	1:21.1	12
	27-1	KAASIKU Keidy		9:27.8	11	1:21.7	11	12:15.3	11	1:23.5	11	15:05.7	11	1:24.2	10
	27-2	KAASIK Hanna-Brita		10:51.8	11	1:24.0	12	13:41.5	12	1:26.2	13	16:32.41	12	1:26.7	13
24	13	CRO - CROATIA	SEMIFINAL 1 RANK:12								16:52.89	+51.35			
	13-1	MALEC Vedrana		1:27.0	14	1:27.0	14	4:11.3	11	1:22.7	3	6:52.8	=7	1:19.2	1
	13-2	HADZIC Tena	U23	2:48.6	13	1:21.6	=3	5:33.6	12	1:22.3	12	8:17.2	12	1:24.4	13
	13-1	MALEC Vedrana		9:40.4	12	1:23.2	12	12:31.5	12	1:26.1	12	15:25.1	12	1:26.7	13
	13-2	HADZIC Tena		11:05.4	12	1:25.0	13	13:58.4	12	1:26.9	12	16:52.89	12	1:27.7	14

19 DEC 2021 / Dresden (GER) / 2497

Timing and Data Service by Swiss Timing

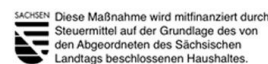
www.fis-ski.com

WC_2022WCU04/WC_2022WCU04SW_TS_FF_73F3 v1.0

Report Created SUN 19 DEC 2021 12:47

Page 4/6

FIS TITLE SPONSOR FIS PRESENTING SPONSOR





Results

RANK	BIB LEG	NSA NAME	EXCHANGE 1/2 EXCHANGE 7/8				EXCHANGE 3/4 EXCHANGE 9/10				TIME EXCHANGE 5/6 EXCHANGE 11/FINISH		BEHIND		
			CHANGE		ROUND		CHANGE		ROUND		CHANGE	ROUND			
25	21	KAZ - KAZAKHSTAN	SEMIFINAL 2 RANK:13								16:35.54	+43.65			
	21-1	SHALYGINA Kseniya	1:23.9	14	1:23.9	14	4:05.6	14	1:21.5	=10	6:50.9	14	1:22.4	=11	
	21-2	SHURYGA Angelina	2:44.1	14	1:20.2	14	5:28.5	14	1:22.9	14	8:14.8	14	1:23.9	14	
	21-1	SHALYGINA Kseniya	9:36.1	14	1:21.3	10	12:22.2	13	1:22.0	9	15:11.0	13	1:23.4	9	
	21-2	SHURYGA Angelina	11:00.2	13	1:24.1	13	13:47.6	13	1:25.4	12	16:35.54	13	1:24.5	11	
26	11	UKR - UKRAINE I	SEMIFINAL 1 RANK:13								17:03.15	+1:01.61			
	11-1	KROL Yuliia	1:26.3	11	1:26.3	11	4:11.8	=13	1:23.0	4	6:59.8	14	1:22.6	12	
	11-2	OLEKH Viktoriya	2:48.8	14	1:22.5	=11	5:37.2	14	1:25.4	14	8:24.9	14	1:25.1	14	
	11-1	KROL Yuliia	9:50.7	14	1:25.8	13	12:42.6	14	1:26.7	13	15:36.1	13	1:25.9	12	
	11-2	OLEKH Viktoriya	11:15.9	14	1:25.2	14	14:10.2	13	1:27.6	13	17:03.15	13	1:27.0	13	
27	22	UKR - UKRAINE II	SEMIFINAL 2 RANK:14								16:47.23	+55.34			
	22-1	ANTSYBOR Maryna	1:22.9	12	1:22.9	12	4:05.0	13	1:22.1	12	6:47.8	13	1:22.7	13	
	22-2	KAMINSKA Valentyna	2:42.9	13	1:20.0	=12	5:25.1	13	1:20.1	7	8:09.4	13	1:21.6	13	
	22-1	ANTSYBOR Maryna	9:34.4	13	1:25.0	14	12:25.7	14	1:24.7	12	15:19.7	14	1:26.6	12	
	22-2	KAMINSKA Valentyna	11:01.0	14	1:26.6	14	13:53.1	14	1:27.4	14	16:47.23	14	1:27.5	14	
28	14	POL - POLAND II	SEMIFINAL 1 RANK:14								17:05.08	+1:03.54			
	14-1	BEREZECKA Anna	U23	1:26.5	12	1:26.5	12	4:11.8	=13	1:23.4	=6	6:57.5	13	1:22.3	=9
	14-2	KALETA Karolina	U23	2:48.4	12	1:21.9	6	5:35.2	13	1:23.4	13	8:21.7	13	1:24.2	12
	14-1	BEREZECKA Anna	9:48.5	13	1:26.8	14	12:42.5	13	1:29.1	14	15:38.5	14	1:27.8	14	
	14-2	KALETA Karolina	11:13.4	13	1:24.9	12	14:10.7	14	1:28.2	14	17:05.08	14	1:26.5	12	

WEATHER	SNOW CONDITION	TEMPERATURES		COMPETITORS / NSA								
		AIR	SNOW	ENTRIES	RANKED	LAP	DNF	DSQ	DNS	NPS	DQB	
Drizzle	Icy	5.7°C	-0.9°C	56 / 17	56 / 17	0 / 0	0 / 0	0 / 0	0 / 0	0 / 0	0 / 0	0 / 0

Technical Delegate

PEETS Robert (EST)

Jury Information

FIS RACE DIRECTOR	MIGNEREY Pierre (FIS)
FIS RACE DIRECTOR ASSISTANT	LAMPLLOT Michal (FIS)
CHIEF OF COMPETITION	ZIPFEL Georg (GER)
TECHNICAL DELEGATE	PEETS Robert (EST)
ASSISTANT TECHNICAL DELEGATE	MACOR Enzo (ITA)
ASSISTANT TD NAT.	WINKLER Jakob (GER)

Race Secretary

HUELSE Sven (GER)

Course Information

NAME	Dresden
HEIGHT DIFFERENCE (HD)	4m
MAXIMUM CLIMB (MC)	14m
TOTAL CLIMB (TC)	14m
LENGTH OF LAP	644m
NUMBER OF LAPS	2x6

19 DEC 2021 / Dresden (GER) / 2497

Timing and Data Service by Swiss Timing

www.fis-ski.com

WC_2022WCU04/WC_2022WCU04SW_TS_FF_73F3 v1.0

Report Created SUN 19 DEC 2021 12:47

Page 5/6

FIS TITLE SPONSOR FIS PRESENTING SPONSOR



SACHSEN Diese Maßnahme wird mitfinanziert durch Steuermittel auf der Grundlage des von den Abgeordneten des Sächsischen Landtags beschlossenen Haushaltes.



Results

Legend			
=	Equal sign indicates that two or more competitors share the same rank	DNF	Did Not Finish
DQB	Disqualification for unsportsmanlike behaviour	DSQ	Disqualified
NSA	NSA Code	PF	Photo Finish
		DNS	Did Not Start
		LAP	Lapped

19 DEC 2021 / Dresden (GER) / 2497

Timing and Data Service by Swiss Timing

www.fis-ski.com

WC_2022WCU04\WC_2022WCU04SW_TS__FF_73F3 v1.0

Report Created SUN 19 DEC 2021 12:47

Page 6/6

FIS TITLE SPONSOR FIS PRESENTING SPONSOR

