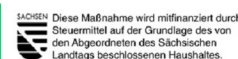




Results

Final

RANK	BIB LEG	NSA NAME	EXCHANGE 1/2		EXCHANGE 3/4		EXCHANGE 5/6		TIME	BEHIND					
			EXCHANGE 7/8		EXCHANGE 9/10		EXCHANGE 11/FINISH								
			CHANGE	ROUND	CHANGE	ROUND	CHANGE	ROUND							
1	10	SUI - SWITZERLAND I							16:38.34	0.00					
	10-1	van der GRAAFF Laurien	1:25.2	1	1:25.2	1	4:16.3	2	1:20.5	3	7:07.6	2	1:23.7	=3	
	10-2	FAEHNDRICH Nadine	2:55.8	1	1:30.6	=4	5:43.9	2	1:27.6	7	8:32.4	2	1:24.8	=3	
	10-1	van der GRAAFF Laurien	9:58.2	2	1:25.8	=8	12:43.0	2	1:20.0	=2	15:23.0	2	1:20.8	5	
	10-2	FAEHNDRICH Nadine	11:23.0	2	1:24.8	=4	14:02.2	2	1:19.2	=2	16:38.34	1	1:15.3	1	
2	11	RUS - RUSSIA I							16:38.66	+0.32					
	11-1	STUPAK Yulia	1:27.0	10	1:27.0	10	4:23.7	10	1:27.3	10	7:09.9	10	1:24.8	10	
	11-2	NEPRYAEVA Natalia	2:56.4	4	1:29.4	1	5:45.1	=6	1:21.4	1	8:33.6	5	1:23.7	1	
	11-1	STUPAK Yulia	9:59.0	=5	1:25.4	6	12:42.5	1	1:19.7	1	15:20.7	1	1:19.1	1	
	11-2	NEPRYAEVA Natalia	11:22.8	1	1:23.8	1	14:01.6	1	1:19.1	1	16:38.66	2	1:17.9	3	
3	18	SLO - SLOVENIA							16:39.46	+1.12					
	18-1	UREVC Eva	1:25.9	4	1:25.9	4	4:18.8	6	1:22.2	8	7:08.5	4	1:23.8	=5	
	18-2	LAMPIC Anamarija	2:56.6	5	1:30.7	6	5:44.7	4	1:25.9	4	8:33.2	4	1:24.7	2	
	18-1	UREVC Eva	9:58.8	4	1:25.6	7	12:43.4	3	1:20.1	=4	15:23.2	3	1:20.6	4	
	18-2	LAMPIC Anamarija	11:23.3	3	1:24.5	2	14:02.6	3	1:19.2	=2	16:39.46	3	1:16.2	2	
4	1	USA - UNITED STATES OF AMERICA I							16:41.35	+3.01					
	1-1	DIGGINS Jessie	1:25.6	2	1:25.6	2	4:15.9	1	1:19.7	2	7:08.0	3	1:23.7	=3	
	1-2	CALDWELL HAMILTON Sophie	2:56.2	3	1:30.6	=4	5:44.3	3	1:28.4	10	8:32.8	3	1:24.8	=3	
	1-1	DIGGINS Jessie	9:58.6	3	1:25.8	=8	12:43.7	4	1:20.0	=2	15:23.3	4	1:20.3	3	
	1-2	CALDWELL HAMILTON Sophie	11:23.7	5	1:25.1	8	14:03.0	4	1:19.3	5	16:41.35	4	1:18.0	4	
5	3	CZE - CZECH REPUBLIC I							16:41.54	+3.20					
	3-1	JANATOVA Katerina	1:26.8	9	1:26.8	9	4:17.1	3	1:19.5	1	7:08.9	5	1:24.0	7	
	3-2	BERANOVA Tereza	U23	2:57.6	10	1:30.8	=7	5:44.9	5	1:27.8	8	8:34.2	6	1:25.3	7
	3-1	JANATOVA Katerina	9:59.3	7	1:25.1	5	12:44.2	5	1:20.1	=4	15:23.4	5	1:19.4	2	
	3-2	BERANOVA Tereza	11:24.1	7	1:24.8	=4	14:04.0	5	1:19.8	6	16:41.54	5	1:18.1	5	
6	16	SUI - SWITZERLAND II							16:49.27	+10.93					
	16-1	FISCHER Lea	U23	1:25.7	3	1:25.7	3	4:18.0	4	1:21.1	4	7:09.6	8	1:23.6	=1
	16-2	MEIER Alina	2:56.9	6	1:31.2	9	5:46.0	10	1:28.0	9	8:37.2	10	1:27.6	10	
	16-1	FISCHER Lea	9:59.9	10	1:22.7	1	12:47.1	7	1:22.3	6	15:29.5	6	1:22.0	6	
	16-2	MEIER Alina	11:24.8	=9	1:24.9	6	14:07.5	7	1:20.4	8	16:49.27	6	1:19.7	6	
PF 7	13	GER - GERMANY I							16:50.66	+12.32					
	13-1	GIMMLER Laura	1:26.3	6	1:26.3	6	4:19.1	7	1:22.0	=6	7:09.7	9	1:24.1	=8	
	13-2	KREHL Sofie	2:57.1	=7	1:30.8	=7	5:45.6	=8	1:26.5	5	8:34.7	7	1:25.0	6	
	13-1	GIMMLER Laura	9:59.0	=5	1:24.3	4	12:46.9	6	1:22.9	7	15:30.0	7	1:22.1	=7	
	13-2	KREHL Sofie	11:24.0	6	1:25.0	7	14:07.9	8	1:21.0	10	16:50.66	7	1:20.6	8	





Results

RANK	BIB LEG	NSA NAME	EXCHANGE 1/2		EXCHANGE 3/4		EXCHANGE 5/6		TIME	BEHIND				
			EXCHANGE 7/8				EXCHANGE 9/10				EXCHANGE 11/FINISH			
			CHANGE	ROUND	CHANGE	ROUND	CHANGE	ROUND						
PF 8	14	USA - UNITED STATES OF AMERICA II								16:50.69	+12.35			
	14-1	HALVORSEN Hannah U23	1:26.4	7	1:26.4	7	4:19.7	9	1:23.7	9	7:09.2	6	1:24.1	=8
	14-2	KERN Julia	2:56.0	2	1:29.6	2	5:45.1	=6	1:25.4	3	8:36.0	8	1:26.8	8
	14-1	HALVORSEN Hannah	9:59.6	8	1:23.6	3	12:48.2	10	1:23.4	9	15:30.8	10	1:22.7	9
	14-2	KERN Julia	11:24.8	=9	1:25.2	9	14:08.1	9	1:19.9	7	16:50.69	8	1:19.8	7
PF 9	17	CHN - PEOPLES REPUBLIC OF CHINA								16:51.42	+13.08			
	17-1	JIALIN Bayani U23	1:26.1	5	1:26.1	5	4:19.5	8	1:22.0	=6	7:07.0	1	1:23.6	=1
	17-2	YILAMUJIANG Dinigeer U23	2:57.5	9	1:31.4	10	5:43.4	1	1:23.9	2	8:31.9	1	1:24.9	5
	17-1	JIALIN Bayani	9:58.0	1	1:26.1	10	12:47.6	=8	1:24.0	10	15:30.4	9	1:23.6	10
	17-2	YILAMUJIANG Dinigeer	11:23.6	4	1:25.6	10	14:06.8	6	1:19.2	=2	16:51.42	9	1:21.0	9
PF 10	12	RUS - RUSSIA II								16:51.45	+13.11			
	12-1	SORINA Tatiana	1:26.7	8	1:26.7	8	4:18.3	5	1:21.2	5	7:09.4	7	1:23.8	=5
	12-2	MATSOKINA Hristina U23	2:57.1	=7	1:30.4	3	5:45.6	=8	1:27.3	6	8:36.5	9	1:27.1	9
	12-1	SORINA Tatiana	9:59.8	9	1:23.3	2	12:47.6	=8	1:23.1	8	15:30.3	8	1:22.1	=7
	12-2	MATSOKINA Hristina	11:24.5	8	1:24.7	3	14:08.2	10	1:20.6	9	16:51.45	10	1:21.1	10



Results

Semifinals

RANK	BIB LEG	NSA NAME	EXCHANGE 1/2		EXCHANGE 3/4		EXCHANGE 5/6		TIME	BEHIND					
			EXCHANGE 7/8		EXCHANGE 9/10		EXCHANGE 11/FINISH								
			CHANGE	ROUND	CHANGE	ROUND	CHANGE	ROUND							
11	2	ITA - ITALY	SEMIFINAL 2 RANK:3						16:34.38	+2.66					
	2-1	LAURENT Greta	1:20.7	3	1:20.7	3	4:08.0	2	1:22.4	=2	6:57.3	4	1:21.1	7	
	2-2	SCARDONI Lucia	2:45.6	2	1:24.9	=5	5:36.2	3	1:28.2	=7	8:20.9	3	1:23.6	=2	
	2-1	LAURENT Greta	9:43.9	2	1:23.0	3	12:31.4	5	1:22.8	4	15:14.8	3	1:20.7	3	
	2-2	SCARDONI Lucia	11:08.6	4	1:24.7	5	13:54.1	=3	1:22.7	3	16:34.38	3	1:19.5	3	
12	5	GER - GERMANY II	SEMIFINAL 2 RANK:4						16:38.40	+6.68					
	5-1	FRAEBEL Antonia	1:22.1	6	1:22.1	6	4:08.9	4	1:23.0	4	6:56.5	2	1:20.4	3	
	5-2	HERRMANN Nadine	2:45.9	=3	1:23.8	2	5:36.1	2	1:27.2	2	8:20.5	2	1:24.0	=5	
	5-1	FRAEBEL Antonia	9:44.9	7	1:24.4	7	12:31.5	6	1:22.5	3	15:17.6	6	1:23.1	7	
	5-2	HERRMANN Nadine	11:09.0	5	1:24.1	3	13:54.5	6	1:23.0	5	16:38.40	4	1:20.8	4	
13	4	CZE - CZECH REPUBLIC II	SEMIFINAL 2 RANK:5						16:39.31	+7.59					
	4-1	NOVAKOVA Petra	1:21.2	4	1:21.2	4	4:08.5	3	1:22.1	1	6:56.9	3	1:20.3	2	
	4-2	HYNCICOVA Petra	2:46.4	7	1:25.2	7	5:36.6	4	1:28.1	6	8:21.0	4	1:24.1	7	
	4-1	NOVAKOVA Petra	9:44.2	4	1:23.2	=5	12:30.7	1	1:23.4	7	15:16.7	5	1:22.3	=5	
	4-2	HYNCICOVA Petra	11:07.3	1	1:23.1	1	13:54.4	5	1:23.7	6	16:39.31	5	1:22.6	5	
14	8	POL - POLAND I	SEMIFINAL 2 RANK:6						16:44.20	+12.48					
	8-1	KALETA Weronika	U23	1:21.7	5	1:21.7	5	4:09.7	6	1:23.4	=6	6:58.4	6	1:20.9	=4
	8-2	SKINDER Monika	U23	2:46.3	6	1:24.6	4	5:37.5	7	1:27.8	5	8:21.4	5	1:23.0	1
	8-1	KALETA Weronika	9:44.6	6	1:23.2	=5	12:31.3	4	1:23.2	6	15:16.1	4	1:22.3	=5	
	8-2	SKINDER Monika	11:08.1	3	1:23.5	2	13:53.8	2	1:22.5	1	16:44.20	6	1:28.1	7	
15	9	SVK - SLOVAKIA	SEMIFINAL 2 RANK:7						16:44.51	+12.79					
	9-1	PROCHAZKOVA Alena	1:22.6	7	1:22.6	7	4:10.1	7	1:23.2	5	6:58.7	7	1:20.9	=4	
	9-2	KLEMENTOVA Barbora	2:46.9	8	1:24.3	3	5:37.8	8	1:27.7	=3	8:22.3	7	1:23.6	=2	
	9-1	PROCHAZKOVA Alena	9:44.5	5	1:22.2	1	12:31.8	7	1:21.9	2	15:18.1	7	1:22.2	4	
	9-2	KLEMENTOVA Barbora	11:09.9	7	1:25.4	=6	13:55.9	7	1:24.1	7	16:44.51	7	1:26.4	6	
16	7	UKR - UKRAINE	SEMIFINAL 2 RANK:8						17:28.63	+56.91					
	7-1	ANTSYBOR Maryna	1:23.3	8	1:23.3	8	4:12.3	8	1:26.3	8	7:03.4	8	1:26.3	8	
	7-2	KAMINSKA Valentyna	2:46.0	5	1:22.7	1	5:37.1	6	1:24.8	1	8:27.4	8	1:24.0	=5	
	7-1	ANTSYBOR Maryna	9:56.6	8	1:29.2	8	12:56.9	8	1:30.4	8	15:58.3	8	1:31.0	8	
	7-2	KAMINSKA Valentyna	11:26.5	8	1:29.9	8	14:27.3	8	1:30.4	8	17:28.63	8	1:30.3	8	
17	15	POL - POLAND II	SEMIFINAL 1 RANK:9						17:12.41	+1:06.19					
	15-1	KOBIELUSZ Magdalena	U23	1:19.0	8	1:19.0	8	4:02.7	9	1:23.5	1	6:51.6	8	1:24.3	8
	15-2	MARCISZ Izabela	U23	2:39.2	9	1:20.2	9	5:27.3	=7	1:24.6	3	8:15.4	9	1:23.8	9
	15-1	KOBIELUSZ Magdalena	9:44.4	9	1:29.0	9	12:45.3	9	1:32.6	9	15:46.2	9	1:33.4	9	
	15-2	MARCISZ Izabela	11:12.7	9	1:28.3	9	14:12.8	9	1:27.5	9	17:12.41	9	1:26.2	9	

20 DEC 2020 / Dresden (GER) / 2007

Timing and Data Service by Swiss Timing

www.fis-ski.com

FIS Timing Provider

WC_2021_WC03/WC_2021_WC03SW_TS___FF_73F3 v1.0

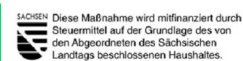
Report Created SUN 20 DEC 2020 13:18

Page 3/4

FIS TITLE SPONSOR

FIS PRESENTING SPONSOR

EVENT SPONSORS



EVENT SPONSORS





Results

RANK	BIB LEG	NSA NAME	EXCHANGE 1/2		EXCHANGE 3/4		EXCHANGE 5/6		TIME	BEHIND					
			EXCHANGE 7/8		EXCHANGE 9/10		EXCHANGE 11/FINISH								
			CHANGE	ROUND	CHANGE	ROUND	CHANGE	ROUND							
18	6	SRB - SERBIA	SEMIFINAL 2 RANK:9								LAP				
	6-1	ILIC Anja	U23	1:26.7	9	1:26.7	9	4:22.5	9	1:30.0	9	7:29.7	9	1:33.2	9
	6-2	DRNDIC Maida	U23	2:52.5	9	1:25.8	8	5:56.5	9	1:34.0	9	9:04.2	9	1:34.5	9
	6-1	ILIC Anja		10:38.1	9	1:33.9	9	12:45.3	9	1:32.6	9	15:46.2	9	1:33.4	9
	6-2	DRNDIC Maida		12:11.8	9	1:33.7	9	14:12.8	9	1:27.5	9	17:12.41	9	1:26.2	9

Jury Decision

Wrong exchange

CZECH REPUBLIC II

CZE ICR 343.13.1 - Wrong exchange

WEATHER	SNOW CONDITION	TEMPERATURES		COMPETITORS / NSA						
		AIR	SNOW	ENTRIES	RANKED	DNS	DNF	DSQ	DQB	LAP
Few clouds	Fast	3.0°C	-0.1°C	36 / 12	18 / 12	0 / 0	0 / 0	0 / 0	0 / 0	1 / 1

FIS Technical Delegate

Race Secretary

MACOR Enzo (ITA)
HUELSSE Sven (GER)

Jury Information

FIS ASSISTANT RACE DIRECTOR	LAMPLOT Michal (FIS)
CHIEF OF COMPETITION	ZIPFEL Georg (GER)
FIS TECHNICAL DELEGATE	MACOR Enzo (ITA)
FIS ASSISTANT TECHNICAL DELEGATE	MACH Petr (CZE)
ASSISTANT TD NAT.	WINKLER Jakob (GER)

Course Information

NAME	Dresden
HEIGHT DIFFERENCE (HD)	4m
MAXIMUM CLIMB (MC)	14m
TOTAL CLIMB (TC)	14m
LENGTH OF LAP	644m
NUMBER OF LAPS	12x1

Legend

=	Equal sign indicates that two or more competitors share the same rank	DNF	Did Not Finish	DNS	Did Not Start
DQB	Disqualification for unsportsmanlike behaviour	DSQ	Disqualified	ICR	International Competition Rules
LAP	Lapped	NSA	NSA Code	PF	Photo Finish

20 DEC 2020 / Dresden (GER) / 2007

Timing and Data Service by Swiss Timing

www.fis-ski.com

FIS Timing Provider

WC_2021_WC03\WC_2021_WC03SW_TS___FF_73F3 v1.0

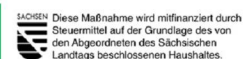
Report Created SUN 20 DEC 2020 13:18

Page 4/4

FIS TITLE SPONSOR

FIS PRESENTING SPONSOR

EVENT SPONSORS



EVENT SPONSORS

