

Large Hill Team Official Results

SAT 22 NOV 2014
Start Time: 16:00
Finish Time: 17:54

Jury / Competition Management		Judges					Hill Data				
Race Director (RD)	HOFER Walter (FIS)	A	HUENEFELD Mirko (GER)	Hill Size HS / (95%)		140 m / (133 m)					
Technical Delegate (TD)	ZARUCCHI Fredi (SUI)	B	HYLMO Rune (NOR)	K-Point		125 m					
Chief of Competition	HILLE Andreas (GER)	C	STATTMANN Peter (AUT)	Meter Value		1.8 points / m					
Assistant TD	SAMBUGARO Sandro (ITA)	D	SIDEREK Marek (POL)	Gate Factor		7.56 points / m					
Assistant RD	TEPES Miran (FIS)	E	MANTILA Jarkko (FIN)	Wind Factors - head / tail		10.80 / 13.07 points / m/s					
Equipment Control	GRATZER Sepp (FIS)			WC Hill Record		146.5 m					
				(2 FEB 2011 UHRMANN M. GER)		G15/89.9km/h)					

Rank	Bib	Name	Speed [km/h]	Distance [m]	Distance Points	Judges Marks					Judges Points	Gate / Wind Compensation				Round Points	Group Rank	Total
						A	B	C	D	E		Gate	Points	[m/s]	Points			
1.	11	GER - GERMANY													538.5	2.	1098.0	
	11-1	EISENBICHLER Markus	91.5 91.5	131.0 142.0	70.8 90.6	18.0 17.0	18.5 17.0	18.0 17.0	18.0 17.5	18.0 17.0	54.0 51.0	21 21	3.4 3.4	-0.10 -0.12	1.3 1.6	129.5 143.2		3. 1.
	11-2	FREITAG Richard	91.6 91.4	132.0 136.5	72.6 80.7	18.0 19.0	18.5 19.0	18.5 19.0	18.5 18.5	18.0 18.5	55.0 56.5	21 21	3.4 3.4	-0.17 0.08	2.2 -0.9	133.2 136.3		1. 1.
	11-3	WELLINGER Andreas	92.1 92.0	133.5 139.5	75.3 86.1	18.5 18.0	18.0 18.5	18.0 18.0	18.0 17.5	18.0 17.5	54.0 54.5	21 21	3.4 3.4	-0.30 -0.19	3.9 2.5	136.6 143.1		3. 2.
	11-4	FREUND Severin	90.9 91.0	130.5 135.0	69.9 78.0	18.5 18.0	18.5 19.0	18.5 19.0	18.0 18.5	18.0 18.0	55.0 55.5	19 20	10.2 3.4	-0.31 0.00	4.1 0.0	139.2 136.9		6. 5.
															559.5	1.		
2.	7	JPN - JAPAN													538.9	1.	1068.9	
	7-1	SHIMIZU Reruhi	91.7 91.4	137.0 130.0	81.6 69.0	17.0 18.0	16.5 18.0	17.5 18.0	16.5 17.5	16.5 17.5	50.0 53.5	22 21		0.37 -0.22	-4.0 2.9	127.6 125.4		5. 4.
	7-2	ITO Daiki	92.0 92.0	133.5 135.0	75.3 78.0	17.5 18.0	17.0 18.0	18.0 18.0	18.0 17.5	18.0 18.0	53.5 54.0	21 21	3.4 3.4	-0.15 -0.19	-1.6 2.5	130.6 134.5		2. 2.
	7-3	KASAI Noriaki	91.9 91.7	136.5 136.0	80.7 79.8	17.0 17.5	17.5 17.5	17.0 17.5	17.0 17.5	18.0 18.0	51.5 52.5	21 21	3.4 3.4	-0.16 -0.25	2.1 3.3	137.7 135.6		2. 3.
	7-4	TAKEUCHI Taku	91.1 91.2	135.0 134.5	78.0 77.1	18.0 18.5	17.5 18.0	18.5 18.5	18.0 18.0	18.0 18.0	54.0 55.0	19 20	10.2 3.4	-0.06 0.09	0.8 -1.0	143.0 134.5		4. 7.
															530.0	3.		
3.	8	NOR - NORWAY													527.7	3.	1061.2	
	8-1	VELTA Rune	91.1 91.0	130.5 129.5	69.9 68.1	18.0 18.0	18.0 18.5	18.5 18.0	18.0 18.0	18.0 18.0	54.0 54.0	21 21	3.4 3.4	0.11 -0.27	-1.2 3.5	126.1 125.6		6. 3.
	8-2	JACOBSEN Anders	91.3 91.3	129.0 127.0	67.2 63.6	17.5 17.0	17.5 17.0	17.5 17.5	17.5 17.5	17.5 17.5	52.5 52.0	21 21	3.4 3.4	0.21 -0.21	-2.3 2.7	120.8 118.3		4. 5.
	8-3	FANNEMEL Anders	91.7 91.6	136.0 144.0	79.8 94.2	18.0 18.0	17.5 16.5	18.5 17.5	18.0 18.0	17.5 17.5	54.0 53.0	21 21	3.4 3.4	-0.21 0.12	2.7 -1.3	139.9 145.9		1. 1.
	8-4	BARDAL Anders	91.5 91.5	133.5 137.0	75.3 81.6	18.5 18.5	18.0 18.5	19.0 19.0	18.0 18.5	18.0 18.0	54.5 55.5	19 ©19	10.2 6.8	-0.07 0.02	0.9 -0.2	140.9 143.7		5. 3.
															533.5	2.		
4.	5	FIN - FINLAND													512.1	5.	1018.3	
	5-1	MAEAETTAE Jarkko	91.6 91.2	131.5 134.0	71.7 76.2	17.5 17.5	17.5 17.5	18.0 18.0	18.0 18.0	18.0 18.0	53.5 53.5	22 21		0.06 -0.02	-0.6 0.3	124.6 130.0		7. 2.
	5-2	NIEMI Sami	91.3 91.4	131.5 121.0	71.7 52.8	16.5 17.0	15.5 16.0	16.5 16.5	16.5 16.0	16.5 17.0	49.5 49.5	21 21	3.4 3.4	0.10 -0.41	-1.1 5.4	123.5 107.7		3. 6.
	5-3	KOIVURANTA Anssi	91.9 92.0	128.0 132.0	65.4 72.6	17.0 18.0	17.0 17.5	17.5 18.0	17.5 17.5	17.5 18.0	52.0 53.5	21 21	3.4 3.4	0.06 0.14	-0.6 -1.5	120.2 124.6		7. 5.
	5-4	ASIKAINEN Lauri	91.7 91.1	141.0 141.5	88.8 89.7	18.0 17.5	16.0 16.5	18.0 17.0	18.0 18.5	18.5 18.0	54.0 52.5	21 20	3.4 3.4	0.22 0.16	-2.4 -1.7	143.8 143.9		3. 2.
															506.2	5.		
5.	10	SLO - SLOVENIA													503.9	6.	1015.6	
	10-1	TEPES Jurij	91.7 91.6	129.0 127.0	67.2 63.6	18.0 17.5	17.5 18.0	17.5 17.0	18.0 18.0	18.0 18.0	53.5 53.5	21 21	3.4 3.4	0.01 -0.31	-0.1 4.1	124.0 121.2		8. 6.
	10-2	KRANJEC Robert	91.4 91.5	126.5 128.5	62.7 66.3	17.5 17.5	18.0 17.5	18.0 17.5	17.5 17.0	17.5 17.0	53.0 52.5	21 21	3.4 3.4	0.07 -0.02	-0.8 0.3	118.3 119.1		5. 4.
	10-3	DAMJAN Jernej	91.2 91.2	128.0 134.0	65.4 76.2	17.5 18.0	17.0 17.5	17.5 18.0	17.5 18.0	18.0 18.0	52.5 54.0	21 21	3.4 3.4	-0.47 0.09	6.1 -1.0	127.4 129.2		5. 4.
	10-4	PREVC Peter	90.3 90.5	129.0 139.0	67.2 85.2	17.5 18.5	18.0 19.0	18.0 18.5	18.0 18.5	17.5 18.5	53.5 55.5	19 20	10.2 3.4	-0.25 0.18	3.3 -1.9	134.2 142.2		7. 4.
															511.7	4.		

Large Hill Team

Official Results

SAT 22 NOV 2014
Start Time: 16:00
Finish Time: 17:54

Rank	Bib	Name	Speed [km/h]	Distance [m]	Distance Points	Judges Marks					Judges Points	Gate / Wind Compensation				Round Points	Group Rank	Total
						A	B	C	D	E		Gate	Points	[m/s]	Points			
6.	6	CZE - CZECH REPUBLIC														525.3 487.2	4. 7.	1012.5
	6-1	JANDA Jakub	91.8 91.3	133.5 127.5	75.3 64.5	18.0 17.0	18.0 17.0	18.0 17.0	18.5 17.5	54.0 51.0	22 21		0.11 -0.18	-1.2 2.4	128.1 117.9	4. 8.		
	6-2	HAJEK Antonin	91.0 90.7	126.5 123.5	62.7 57.3	17.0 17.5	17.0 17.0	16.5 17.0	17.0 17.5	51.0 51.5	21 21	3.4	0.08 0.31	-0.9 -3.3	116.2 105.5	7. 7.		
	6-3	MATURA Jan	91.5 91.4	131.5 128.0	71.7 65.4	18.0 18.0	18.0 18.0	17.5 17.5	18.5 18.0	54.0 54.0	21 21	3.4	-0.21 0.11	2.7 -1.2	131.8 118.2	4. 7.		
	6-4	KOUDELKA Roman	91.0 91.2	141.5 143.0	89.7 92.4	18.0 16.5	17.5 16.5	18.0 17.5	18.5 16.0	17.5 16.5	53.5 49.5	19 20	10.2 3.4	0.39 -0.02	-4.2 0.3	149.2 145.6	1. 1.	
7.	4	SUI - SWITZERLAND														496.0 477.4	7. 8.	973.4
	4-1	PEIER Killian	91.8 91.3	127.0 126.0	63.6 61.8	17.5 17.5	16.0 17.0	17.0 17.5	17.5 17.5	52.0 52.5	22 21		0.02 -0.32	-0.2 4.2	115.4 118.5	9. 7.		
	4-2	EGLOFF Luca	91.1 91.1	125.0 118.0	60.0 47.4	17.0 16.5	17.0 17.0	16.5 17.0	17.0 17.0	51.0 51.0	21 21	3.4	0.05 0.02	-0.5 -0.2	113.9 98.2	9. 8.		
	4-3	DESWANDEN Gregor	90.7 90.9	127.0 132.5	63.6 73.5	16.5 17.0	15.5 16.5	17.0 17.0	17.0 17.0	50.0 51.0	21 21	3.4	-0.14 -0.01	1.8 0.1	118.8 124.6	8. 5.		
	4-4	AMMANN Simon	91.7 91.4	143.5 136.0	93.3 79.8	17.5 17.5	16.0 18.0	17.0 18.0	16.5 17.5	50.5 53.0	21 20	3.4	-0.05 0.01	0.7 -0.1	147.9 136.1	2. 6.		
8.	12	AUT - AUSTRIA														480.7 487.3	8. 6.	968.0
	12-1	KRAFT Stefan	91.3 91.1	134.0 131.0	76.2 70.8	18.5 18.0	18.0 18.0	18.5 18.0	18.5 17.5	55.0 54.0	21 21	3.4	0.22 -0.03	-2.4 0.4	132.2 125.2	2. 5.		
	12-2	KOFLER Andreas	91.6 91.6	122.5 128.5	55.5 66.3	16.5 18.5	17.0 18.0	17.0 17.5	16.5 17.5	50.5 53.0	21 21	3.4	0.07 -0.11	-0.8 1.4	108.6 120.7	11. 3.		
	12-3	HAYBOECK Michael	92.0 91.8	124.0 127.0	58.2 63.6	17.0 17.0	16.5 17.5	17.0 17.0	16.5 17.5	50.5 51.5	21 21	3.4	-0.23 -0.16	3.0 2.1	115.1 117.2	9. 8.		
	12-4	SCHLIERENZAUER Gregor	91.2 91.5	125.0 129.5	60.0 68.1	16.0 18.0	17.5 18.0	17.0 17.5	17.0 17.5	52.5 53.5	19 20	10.2 3.4	-0.16 0.07	2.1 -0.8	124.8 124.2	8. 8.		
not qualified for final round																		
9.	9	POL - POLAND														480.6	9.	480.6
	9-1	ZYLA Piotr	91.6	135.0	78.0	18.5	18.0	18.0	18.5	18.5	55.0	21	3.4	0.30	-3.2	133.2	1.	
	9-2	HULA Stefan	91.4	126.5	62.7	16.5	16.5	17.0	17.5	17.0	50.5	21	3.4	0.13	-1.4	115.2	8.	
	9-3	KUBACKI Dawid	91.8	121.0	52.8	17.0	17.0	17.0	17.0	17.5	51.0	21	3.4	-0.46	6.0	113.2	10.	
	9-4	ZIOBRO Jan	91.0	121.5	53.7	16.5	17.0	16.5	17.0	17.5	50.5	19	10.2	-0.35	4.6	119.0	9.	
10.	3	RUS - RUSSIAN FEDERATION														460.7	10.	460.7
	3-1	HAZETDINOV Ilmir	91.5	121.0	52.8	16.0	15.5	16.0	16.5	16.5	48.5	22		-0.12	1.6	102.9	10.	
	3-2	KORNILOV Denis	91.0	126.0	61.8	17.0	16.5	16.5	17.0	17.5	50.5	21	3.4	-0.19	2.5	118.2	6.	
	3-3	BOYARINTSEV Vladislav	91.3	130.5	69.9	17.5	16.5	17.5	17.0	17.5	52.0	21	3.4	0.00	0.0	125.3	6.	
	3-4	MAKSIMOVICH Mikhail	91.1	125.5	60.9	16.0	16.0	16.5	16.5	16.5	49.0	21	3.4	-0.08	1.0	114.3	11.	
11.	2	ITA - ITALY														432.5	11.	432.5
	2-1	CECON Federico	91.6	113.5	39.3	15.5	14.5	15.5	16.0	16.0	47.0	22		-0.35	4.6	90.9	12.	
	2-2	VARESCO Daniele	91.3	125.5	60.9	17.0	16.5	16.5	17.5	17.0	50.5	21	3.4	0.10	-1.1	113.7	10.	
	2-3	COLLOREDO Sebastian	91.5	124.0	58.2	16.5	15.0	16.5	17.0	16.0	49.0	21	3.4	-0.13	1.7	112.3	11.	
	2-4	BRESADOLA Davide	91.2	124.0	58.2	17.0	16.5	17.0	16.5	17.5	50.5	21	3.4	-0.27	3.5	115.6	10.	
12.	1	USA - UNITED STATES														392.4	12.	392.4
	1-1	JOHNSON Anders	92.3	111.5	35.7	16.0	15.5	16.0	16.0	16.5	48.0	22		-0.65	8.5	92.2	11.	
	1-2	RHOADS William	91.6	109.5	32.1	16.5	16.0	15.5	16.0	16.0	48.0	21	3.4	0.00	0.0	83.5	12.	
	1-3	ALEXANDER Nicholas	91.4	124.5	59.1	15.5	14.5	16.0	16.0	15.5	47.0	21	3.4	0.11	-1.2	108.3	12.	
	1-4	FAIRALL Nicholas	91.4	121.5	53.7	16.5	16.0	16.5	16.5	16.5	49.5	21	3.4	-0.14	1.8	108.4	12.	



Large Hill Team Official Results




SAT 22 NOV 2014
Start Time: 16:00
Finish Time: 17:54

Competition / Weather Information												
	Time	Base Values			Weather	Temp. Start / Finish [°C]		Humid. [%]	tan. Wind [m/s]			
		Wind	Gate	Length		Air	Snow		min.	max.	Avg.	
1st Round	Group 1	16:00 - 16:55	0.00	22	89.55m	partly cloudy	2.6 / 2.1	-8.1 / -8.1	83 / 84	-0.65	0.39	-0.05
	Group 2		0.00	22	89.55m							
	Group 3		0.00	22	89.55m							
	Group 4		0.00	22	89.55m							
Final Round	Group 1	17:16 - 17:54	0.00	21	89.10m	partly cloudy	1.8 / 1.7	-8.1 / -8.1	84 / 84	-0.41	0.31	-0.05
	Group 2		0.00	21	89.10m							
	Group 3		0.00	21	89.10m							
	Group 4		0.00	21	89.10m							

Statistics														
	Gate No.	Diff	Athletes	Falls	Distance [m]			Speed [km/h]			Competitors / Nations			
					min.	max.	Avg.	min.	max.	Avg.	in start list	started	with results	
1st Round	Group 1	21	-0.45m	5	0	129.0	135.0	131.9	91.1	91.7	91.4	48/12	48/12	48/12
	Group 1	22		7	0	111.5	137.0	125.0	91.5	92.3	91.7			
	Group 2	21	-0.45m	12	0	109.5	133.5	126.1	91.0	92.0	91.3			
	Group 3	21	-0.45m	12	0	121.0	136.5	128.7	90.7	92.1	91.5			
	Group 4	19	-1.35m	7	0	121.5	141.5	130.8	90.3	91.5	91.0			
Final Round	Group 4	21	-0.45m	5	0	121.5	143.5	131.1	91.1	91.7	91.4			
	Group 1	21		8	0	126.0	142.0	130.8	91.0	91.6	91.3	32/8	32/8	32/8
	Group 2	21		8	0	118.0	136.5	127.2	90.7	92.0	91.3			
	Group 3	21		8	0	127.0	144.0	134.1	90.9	92.0	91.5			
	Group 4	19	-0.90m	1	0	137.0	137.0	137.0	91.5	91.5	91.5			
Group 4	20	-0.45m	7	0	129.5	143.0	136.9	90.5	91.5	91.1				

Technical Delegate (TD):	Chief of Competition:
ZARUCCHI Fredi (SUI)	HILLE Andreas (GER)

Legend	Gate Change Request by Coach	Avg. min.	Average minimum	Humid.	Humidity
---------------	------------------------------	-----------	-----------------	--------	----------

FIS Presenting Sponsor	FIS Central Sponsor	FIS Data Sponsor
		
Event Sponsor		
