



Milka-Schüler-Cup

Nordische Kombination/Spezialsprunglauf
25. - 27. Februar 2005



Deutscher Skiverband e.V.

SC Steinbach-Hallenberg e.V.

DSV - MILKA Schülercup Nordisch
Nr.4: Skisprung / Nord.Kombination HS 52
27. Februar 2005
Sprintwettkampf

OFFIZIELLES ERGEBNIS

JURY Information

Rennleiter.....: Ralph Gebstedt
Techn.Delegierter..: Werner Lipicar
DSV-WK-Beauftragter: Sepp Buchner

Streckenchef.....: Thomas Hoffmann

Sprungrichter

A: Bernd Rommel
B: Helmut Diessel
C: Frank Michel
D: Hans Bock
E: Roland Reumschüssel

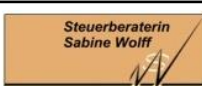
Techn. Information:

Schanze...K-Punkt = 48 m Juryweite = 50 m
Punkte / Meter = SSP 3,2 NK 2,8
Streckenlänge = 2,5 km und 1,25 km

Wetter: Schneefall
Temperatur: -10°C

ER G E B N I S L I S T E S P E Z I A L S P R I N G E N

Rng	StN	Jg	Name, Verein	Vb/N	Wind	Weite	km/h	W-Note	-A-	-B-	-C-	-D-	-E-	H-Note	G-Note	T-Note	Punkte
Schüler 12, 48.0 m Schanze																	
1	53	93	FAIßT Manuel* SV Baiersbronn	SBW		49.0 48.5	0.0 0.0	63.2 61.6	17.5 17.0	17.0 17.0	17.5 17.0	17.0 16.5	17.5 16.0	52.0 50.5	115.2 112.1	227.3	30
2	51	93	GEIGER Karle* SC Oberstdorf	BSV		47.0 47.0	0.0 0.0	56.8 56.8	16.5 17.0	17.0 16.0	17.0 17.5	16.0 17.0	17.0 16.5	50.5 50.5	107.3 107.3	214.6	25
3	50	93	SWIDERSKI Marian* WSC Ruhla	TSV		47.5 47.0	0.0 0.0	58.4 56.8	16.5 15.5	16.0 16.0	16.0 15.0	15.5 16.0	16.5 16.0	48.5 47.5	106.9 104.3	211.2	22
4	43	93	STÄRKER Ricardo* SCM Zella-Mehlis	TSV		43.0 48.0	0.0 0.0	44.0 60.0	16.0 16.0	16.5 16.5	16.0 16.5	15.5 16.0	15.5 16.5	47.5 49.0	91.5 109.0	200.5	20
5	49	93	HÄFELE Max* SC Willingen	HSV		45.0 46.0	0.0 0.0	50.4 53.6	16.0 15.5	16.5 15.5	16.5 16.0	15.5 14.5	16.5 15.5	49.0 46.5	99.4 100.1	199.5	18
6	44	93	WINKLER Stefan SV Lok Eilenburg	LSS		44.0 46.0	0.0 0.0	47.2 53.6	16.5 16.5	16.5 16.5	17.0 16.5	15.5 16.5	16.0 16.5	49.0 49.5	96.2 103.1	199.3	16
7	31	93	PREX Josef* SK Berchtesgaden	BSV		45.5 44.0	0.0 0.0	52.0 47.2	16.5 16.5	16.5 16.5	16.5 16.5	16.0 16.5	17.0 16.5	49.5 49.5	101.5 96.7	198.2	14
8	45	93	HEINRICH Marco* WSV Schmiedefeld	TSV		43.5 47.0	0.0 0.0	45.6 56.8	15.5 15.0	16.0 15.5	16.0 15.5	16.0 16.0	16.0 15.0	48.0 46.0	93.6 102.8	196.4	13
9	47	93	STOIB Benedikt* SF Gmund-Dürnbach	BSV		42.5 45.5	0.0 0.0	42.4 52.0	16.5 16.5	16.5 16.5	16.5 16.5	16.5 15.5	16.5 15.5	49.5 49.5	91.9 101.5	193.4	12
10	37	93	HAUG Tobias* SV Baiersbronn	SBW		45.0 43.5	0.0 0.0	50.4 45.6	16.5 16.0	16.0 16.0	16.0 15.5	16.5 16.0	16.5 16.0	49.0 48.0	99.4 93.6	193.0	11
11	33	93	BÄTZ Stephan* WSV Lauscha	TSV		46.5 44.0	0.0 0.0	55.2 47.2	15.5 14.5	14.5 14.0	15.0 14.0	15.5 15.0	16.0 14.0	46.0 42.5	101.2 89.7	190.9	10
12	35	93	KRAUSE Felix WSV Grüna	LSS		42.0 45.0	0.0 0.0	40.8 50.4	16.0 16.0	16.0 16.0	15.5 16.0	15.0 16.0	15.5 16.5	47.0 48.0	87.8 98.4	186.2	9





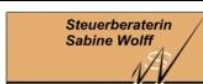
Milka-Schüler-Cup

Nordische Kombination/Spezialsprunglauf

25. – 27. Februar 2005



12	41	93	FINK Dominik*	BSV	42.0	0.0	40.8	15.5	16.0	15.5	15.5	16.0	47.0	87.8		
			SC Partenkirchen		45.0	0.0	50.4	15.5	16.0	16.0	16.0	16.0	48.0	98.4	186.2	9
14	30	93	SOMMERHALTER Markus*	SBW	42.5	0.0	42.4	15.5	16.0	15.0	15.5	16.0	47.0	89.4		
			SV Baiersbronn		43.5	0.0	45.6	16.0	16.0	16.0	16.0	16.0	48.0	93.6	183.0	7
14	48	93	LORENZ Nico	SBW	42.5	0.0	42.4	16.5	16.0	16.0	15.0	15.5	47.5	89.9		
			SC Hinterzarten		43.5	0.0	45.6	15.5	16.0	16.0	15.0	16.0	47.5	93.1	183.0	7
16	46	93	BEYER Lukas*	NSV	43.5	0.0	45.6	16.0	16.0	16.5	15.0	16.5	48.5	94.1		
			WSV Braunlage		41.5	0.0	39.2	16.5	16.5	17.0	16.0	16.5	49.5	88.7	182.8	5
17	34	93	ABICHT Marcus*	TSV	41.5	0.0	39.2	15.5	15.5	15.0	15.0	14.0	45.5	84.7		
			WSC Ruhla		45.0	0.0	50.4	15.0	15.0	15.5	16.0	14.5	45.5	95.9	180.6	4
18	42	93	LUGERT Tobias*	BSV	40.5	0.0	36.0	16.5	16.0	16.0	16.5	16.5	49.0	85.0		
			SC Ruhpolding		44.0	0.0	47.2	15.5	15.5	16.5	16.5	15.0	47.5	94.7	179.7	3
19	52	93	WEIß Daniel*	LSS	42.5	0.0	42.4	16.5	16.5	16.0	16.5	16.5	49.5	91.9		
			WSC Erzgebirge O-Thal		41.0	0.0	37.6	16.0	16.0	16.5	15.0	15.5	47.5	85.1	177.0	2
20	39	93	GANSERER Marc*	BSV	44.0	0.0	47.2	14.0	14.5	14.5	14.0	13.5	42.5	89.7		
			SC Auerbach		41.5	0.0	39.2	15.0	15.5	16.0	16.0	16.5	47.5	86.7	176.4	1
21	27	93	SCHULLER Michael*	TSV	40.5	0.0	36.0	15.0	15.5	15.0	14.0	14.0	44.0	80.0		
			WSV Lauscha		43.5	0.0	45.6	16.5	16.0	16.0	16.5	16.0	48.5	94.1	174.1	
22	15	93	WAGNER Andre*	TSV	41.0	0.0	37.6	14.5	14.5	14.0	14.5	14.0	43.0	80.6		
			WSV Schmiedefeld		44.0	0.0	47.2	15.0	15.5	15.5	14.5	14.5	45.0	92.2	172.8	
23	32	93	SCHWENDEMANN Tobias*	SBW	40.5	0.0	36.0	15.0	15.0	15.0	15.0	15.5	45.0	81.0		
			SZ Breitnau		41.5	0.0	39.2	15.0	15.5	15.0	15.0	15.5	45.5	84.7	165.7	
24	40	93	WANGLER Niclas	SBW	39.0	0.0	31.2	14.0	15.0	14.5	14.0	14.0	42.5	73.7		
			SZ Breitnau		43.0	0.0	44.0	15.0	15.5	16.5	15.0	16.0	46.5	90.5	164.2	
25	20	93	BEILHACK Andreas*	BSV	41.5	0.0	39.2	16.5	16.0	15.5	15.0	17.0	48.0	87.2		
			SC Ruhpolding		40.5	0.0	36.0	13.5	13.5	14.0	13.5	13.5	40.5	76.5	163.7	
26	36	93	HEIM Christian*	BSV	40.5	0.0	36.0	15.5	15.5	15.5	15.5	16.0	46.5	82.5		
			SC Auerbach		40.5	0.0	36.0	15.0	15.5	15.0	15.0	15.0	45.0	81.0	163.5	
27	10	93	BRUGGER Markus*	BSV	41.5	0.0	39.2	15.0	14.5	15.0	14.0	14.5	44.0	83.2		
			SK Berchtesgaden		40.5	0.0	36.0	14.5	14.5	14.5	14.0	14.0	43.0	79.0	162.2	
28	28	93	KRAUS Bernhard*	BSV	39.0	0.0	31.2	15.0	15.0	15.0	14.0	14.5	44.5	75.7		
			SC Partenkirchen		42.0	0.0	40.8	16.0	15.0	15.0	15.0	15.5	45.5	86.3	162.0	
29	38	93	KNÖPFLE Nico	SBW	39.0	0.0	31.2	13.5	13.5	13.5	13.5	13.5	40.5	71.7		
			SC Hinterzarten		42.5	0.0	42.4	15.5	16.0	16.0	16.0	15.5	47.5	89.9	161.6	
30	14	93	KELLNER Toni*	BSV	40.0	0.0	34.4	14.5	14.5	14.5	14.0	14.5	43.5	77.9		
			SC Partenkirchen		39.0	0.0	31.2	15.0	15.5	15.5	14.0	14.5	45.0	76.2	154.1	
31	24	93	STICHTER Stephan*	BSV	40.0	0.0	34.4	15.0	15.5	15.0	15.0	14.5	45.0	79.4		
			SC Traunstein		38.5	0.0	29.6	15.5	15.0	15.0	14.0	14.0	44.0	73.6	153.0	
32	23	93	PARGENT Tim*	BSV	39.0	0.0	31.2	14.5	14.5	14.5	13.5	14.5	43.5	74.7		
			WSV Warmensteinach		39.5	0.0	32.8	13.5	14.0	14.5	14.5	15.0	43.0	75.8	150.5	
33	29	93	LORENZ Toni*	LSS	38.0	0.0	28.0	15.0	14.5	14.5	14.0	15.0	44.0	72.0		
			FSV 07 Rittersgrün		39.5	0.0	32.8	15.0	15.0	14.5	14.0	15.0	44.5	77.3	149.3	
34	26	93	ARENDT Alexander*	HSV	38.5	0.0	29.6	14.5	14.5	14.0	14.0	14.0	42.5	72.1		
			SC Willingen		39.5	0.0	32.8	14.5	13.5	13.5	14.0	13.5	41.0	73.8	145.9	
35	25	93	DENZEL Simon	SBW	35.0	0.0	18.4	14.5	14.0	13.5	13.0	13.5	41.0	59.4		
			WSV Isny		37.5	0.0	26.4	15.0	14.0	13.5	14.0	14.0	42.0	68.4	127.8	
36	19	93	KLEMM Thomas	WSV	35.0	0.0	18.4	15.5	16.0	17.0	16.5	16.5	49.0	67.4		
			SK Meinerzhagen		35.0	0.0	18.4	14.0	13.5	14.0	13.5	14.5	41.5	59.9	127.3	
37	17	93	FENDT Roman*	BSV	41.5	0.0	39.2	16.0	16.0	15.5	15.0	15.5	47.0	86.2		
			SK Ramsau		35.0	0.0	18.4	7.0	7.0	7.0	6.5	7.0	21.0	39.4	125.6	
38	22	93	MEHNER Tom*	LSS	34.5	0.0	16.8	13.5	14.0	13.5	13.0	14.0	41.0	57.8		
			WSC Erzgebirge O-Thal		34.0	0.0	15.2	14.5	13.5	13.5	14.0	13.5	41.0	56.2	114.0	





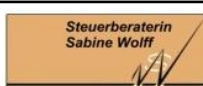
Milka-Schüler-Cup

Nordische Kombination/Spezialsprunglauf

25. – 27. Februar 2005



39	21	93	PETER Andre	BSV	35.0	0.0	18.4	14.5	14.5	14.0	13.5	13.5	42.0	60.4		
			WSV Warmensteinach		33.5	0.0	13.6	13.5	13.0	13.5	13.0	13.0	39.5	53.1	113.5	
40	11	93	HIRSCH Torben*	HSV	29.0	0.0	-0.8	13.0	14.0	14.5	13.0	13.5	40.5	39.7		
			SC Willingen		38.5	0.0	29.6	14.0	14.0	14.5	14.0	14.0	42.0	71.6	111.3	
41	8	93	BERKENKOPF Marius*	WSV	39.5	0.0	32.8	15.5	15.0	15.0	13.5	14.0	44.0	76.8		
			SK Winterberg												76.8	
Schüler 13, 48.0 m Schanze																
1	100	92	MORWEISER Fabian*	BSV	50.5	0.0	68.0	17.5	17.0	17.5	17.0	17.5	52.0	120.0		
			SC Oberstdorf		51.0	0.0	69.6	18.0	18.5	18.5	18.0	18.0	54.5	124.1	244.1	30
2	99	92	SCHALL Otto*	BSV	51.0	0.0	69.6	17.0	17.0	17.0	16.5	17.0	51.0	120.6		
			SC Oberstdorf		51.5	0.0	71.2	16.0	16.0	16.0	16.0	17.0	48.0	119.2	239.8	25
3	98	92	SIMON Tobias*	SBW	48.0	0.0	60.0	17.0	17.0	17.5	16.5	17.0	51.0	111.0		
			SZ Breitnau		48.0	0.0	60.0	17.5	18.0	18.0	18.0	18.0	54.0	114.0	225.0	22
4	90	92	FELDMANN Julian	HSV	48.0	0.0	60.0	16.0	16.0	16.5	16.0	16.5	48.5	108.5		
			SC Willingen		48.0	0.0	60.0	15.5	16.0	16.5	15.0	16.0	47.5	107.5	216.0	20
5	97	92	SCHWEMMBAUER Michael*	BSV	47.0	0.0	56.8	15.5	16.0	16.5	15.0	15.5	47.0	103.8		
			WSV Reit Im Winkl		47.0	0.0	56.8	16.5	16.5	16.5	16.0	16.0	49.0	105.8	209.6	18
6	89	92	LEYHE Stephan	HSV	46.0	0.0	53.6	16.5	16.5	16.5	16.0	17.0	49.5	103.1		
			SC Willingen		47.0	0.0	56.8	15.5	16.5	16.5	16.0	16.5	49.0	105.8	208.9	16
7	95	92	GÖLLNER Daniel*	BSV	46.0	0.0	53.6	15.5	16.0	16.5	16.0	16.5	48.5	102.1		
			WSV Warmensteinach		46.0	0.0	53.6	16.5	16.5	16.0	15.0	16.0	48.5	102.1	204.2	14
8	86	92	MÖHRING Marc-Andre*	TSV	47.0	0.0	56.8	16.0	16.0	16.5	15.5	15.5	47.5	104.3		
			SV Biberau		45.5	0.0	52.0	15.5	16.5	16.5	15.0	15.0	47.0	99.0	203.3	13
9	92	92	SCHIFFNER Markus	BSV	44.0	0.0	47.2	16.0	16.0	16.5	16.0	16.5	48.5	95.7		
			WSV Rastbüchl		47.0	0.0	56.8	17.0	16.5	16.5	17.0	16.0	50.0	106.8	202.5	12
10	85	92	KÖHLER Michael	SBW	45.0	0.0	50.4	16.0	16.0	16.0	15.5	15.0	47.5	97.9		
			SC Degenfeld		46.5	0.0	55.2	16.0	16.5	17.0	15.0	15.5	48.0	103.2	201.1	11
11	91	92	DREES Marco*	BSV	45.5	0.0	52.0	16.0	16.0	16.5	16.0	16.0	48.0	100.0		
			SC Ruhpolding		45.5	0.0	52.0	16.0	16.0	16.5	15.5	16.0	48.0	100.0	200.0	10
12	87	92	DOLD Gabriel*	SBW	45.0	0.0	50.4	15.5	16.0	16.0	15.5	15.5	47.0	97.4		
			ST Schonach Rohrhardsb.		45.0	0.0	50.4	16.5	16.5	17.0	16.0	15.5	49.0	99.4	196.8	9
13	96	92	MAYLÄNDER Jan	SBW	43.5	0.0	45.6	16.5	16.0	16.5	15.0	16.0	48.5	94.1		
			SC Degenfeld		45.5	0.0	52.0	17.0	17.0	17.5	16.5	16.5	50.5	102.5	196.6	8
14	93	92	HERMANN Martin	SBW	45.0	0.0	50.4	16.5	16.5	16.5	16.5	16.0	49.5	99.9		
			SC Furtwangen		43.5	0.0	45.6	16.0	16.5	17.0	15.0	15.5	48.0	93.6	193.5	7
15	66	92	TANNER Robin	TSV	45.0	0.0	50.4	15.5	15.5	16.0	16.0	16.0	47.5	97.9		
			WSV Kleinschmalkalden		44.0	0.0	47.2	16.0	15.5	15.5	14.5	15.5	46.5	93.7	191.6	6
15	83	92	RAUCH Tobias	SBW	44.0	0.0	47.2	15.5	15.5	16.5	15.0	15.5	46.5	93.7		
			WSV Isny		45.0	0.0	50.4	15.5	16.0	16.0	15.0	16.0	47.5	97.9	191.6	6
17	84	92	MAIER Dominik	SBW	43.5	0.0	45.6	15.5	15.5	15.5	15.0	15.0	46.0	91.6		
			SC Schönwald		45.0	0.0	50.4	16.5	16.5	17.5	15.0	15.5	48.5	98.9	190.5	4
18	88	92	WAGNER Robert	TSV	44.5	0.0	48.8	18.0	16.0	15.5	15.0	16.5	48.0	96.8		
			WSC Ober-Unterschönau		43.5	0.0	45.6	16.0	16.0	16.0	15.5	16.0	48.0	93.6	190.4	3
19	81	92	WEIGER Dominikus	SBW	43.5	0.0	45.6	16.0	16.0	16.0	16.0	16.0	48.0	93.6		
			SC Menzenschwand		44.5	0.0	48.8	16.5	16.0	16.5	15.0	15.0	47.5	96.3	189.9	2
20	78	92	GOTTZMANN Tom*	TSV	44.0	0.0	47.2	15.0	15.0	15.5	16.0	15.0	45.5	92.7		
			WSC Ruhla		44.0	0.0	47.2	16.0	16.0	16.5	15.0	15.0	47.0	94.2	186.9	1
21	94	92	FREY Christoph*	SBW	44.0	0.0	47.2	16.0	16.0	16.5	16.0	16.5	48.5	95.7		
			SV Baiersbronn		42.5	0.0	42.4	15.5	16.0	17.0	15.0	15.0	46.5	88.9	184.6	
22	76	92	GROTHERER Christopher	TSV	43.5	0.0	45.6	15.0	15.5	15.0	14.0	14.5	44.5	90.1		
			WSV Oberhof 05		44.0	0.0	47.2	16.0	16.0	16.0	14.0	15.0	47.0	94.2	184.3	





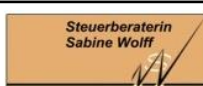
Milka-Schüler-Cup

Nordische Kombination/Spezialsprunglauf

25. – 27. Februar 2005



23	71	92	RADÜNZ Daniel SV Meßstetten	SBW	41.0 45.5	0.0 0.0	37.6 52.0	14.5 16.5	15.0 16.5	15.0 17.0	14.0 16.0	16.0 16.5	44.5 49.5	82.1 101.5	183.6
24	80	92	PROSSER Aaron SC Königsbronn	SBW	41.5 45.0	0.0 0.0	39.2 50.4	15.5 16.0	15.5 16.0	15.0 16.5	15.0 15.0	15.5	45.5 47.5	84.7 97.9	182.6
25	82	92	KRAUS Willi SC Partenkirchen	BSV	43.5 42.5	0.0 0.0	45.6 42.4	15.5 16.0	15.5 16.5	16.0 17.0	15.0 14.5	15.5	46.5 48.0	92.1 90.4	182.5
26	79	92	THÖRNER Sven SC St. Georgen	SBW	42.0 44.0	0.0 0.0	40.8 47.2	14.0 16.0	14.5 16.5	14.5 16.5	15.0 15.5	15.5	44.0 48.5	84.8 95.7	180.5
27	68	92	HOLZHÄUSER Marc* SC Kottmar	LSS	42.5 43.5	0.0 0.0	42.4 45.6	16.0 15.0	15.0 15.5	15.0 16.0	15.0 15.5	16.0	46.0 46.0	88.4 91.6	180.0
28	74	92	LEIß Silas SSC Beckstein	SBW	43.0 41.5	0.0 0.0	44.0 39.2	15.0 15.5	15.0 15.0	15.0 16.5	14.0 15.0	14.5	44.5 45.5	88.5 84.7	173.2
29	64	92	ARLT Christian* WSV 08 Johannstadt	LSS	43.0 41.5	0.0 0.0	44.0 39.2	14.5 15.0	14.5 15.5	15.0 15.0	14.5 14.5	15.5	44.0 45.0	88.0 84.2	172.2
30	56	92	HAZLIK Markus* SCM Zella-Mehlis	TSV	41.5 41.5	0.0 0.0	39.2 39.2	15.0 15.5	15.5 15.0	15.5 15.5	15.0 14.5	15.5	46.0 45.0	85.2 84.2	169.4
30	57	92	DAHRMANN Michel WSV 05 Oberhof	TSV	41.5 41.5	0.0 0.0	39.2 39.2	15.5 16.0	15.0 15.0	15.0 16.0	15.0 14.0	14.5	45.0 46.0	84.2 85.2	169.4
32	58	92	SCHENK Maximilian SC Steinbach-Hallenberg	TSV	40.5 41.5	0.0 0.0	36.0 39.2	16.0 15.5	15.5 15.5	15.5 15.5	14.0 14.0	16.5	47.0 46.0	83.0 85.2	168.2
33	67	92	LANG Alexander SC Hinterzarten	SBW	39.5 41.5	0.0 0.0	32.8 39.2	16.0 15.5	15.0 15.5	16.0 15.5	14.5 15.5	16.0	47.0 46.5	79.8 85.7	165.5
34	70	92	MATTHES Danny* SSV Geyer	LSS	40.5 40.5	0.0 0.0	36.0 36.0	14.5 15.0	15.0 15.0	14.5 16.0	15.0 15.5	14.5	44.0 45.5	80.0 81.5	161.5
35	55	92	KINZEL Max* ST Schonach Rohrhardsb.	SBW	39.5 42.5	0.0 0.0	32.8 42.4	14.0 15.5	14.0 14.5	14.0 15.0	13.0 14.0	13.5	41.5 44.0	74.3 86.4	160.7
36	63	92	VON KOSERITZ Philip SK Wernigerode	SVSA	40.0 40.0	0.0 0.0	34.4 34.4	14.5 16.0	15.0 15.5	15.5 15.5	15.0 14.0	16.0	45.5 45.5	79.9 79.9	159.8
37	61	92	BODENMÜLLER Michael WSV Isny	SBW	39.0 42.0	0.0 0.0	31.2 40.8	14.0 14.5	14.5 14.5	14.5 15.0	14.0 14.0	14.5	42.5 43.5	73.7 84.3	158.0
38	77	92	LOKS Michael* SZ Breitnau	SBW	39.5 40.0	0.0 0.0	32.8 34.4	15.0 15.0	15.0 15.5	14.5 16.0	14.0 14.5	14.5	44.0 45.0	76.8 79.4	156.2
39	69	92	BÖRGER Philipp SC Willingen	HSV	39.5 39.5	0.0 0.0	32.8 32.8	15.0 15.0	14.5 15.0	14.5 15.0	15.0 14.0	15.0	44.5 44.5	77.3 77.3	154.6
40	65	92	BALKENHOL Fabian SC Willingen	HSV	39.5 39.5	0.0 0.0	32.8 32.8	14.0 14.5	15.0 15.0	14.5 14.5	14.0 14.0	14.5	43.0 43.0	75.8 75.8	151.6
41	62	92	LUCKEY Daniel SC Willingen	HSV	38.0 40.0	0.0 0.0	28.0 34.4	14.0 15.5	15.0 15.0	15.0 15.0	13.5 15.0	16.0	44.0 45.0	72.0 79.4	151.4
42	60	92	KAHL Sebastian* SV Biberau	TSV	39.0 39.0	0.0 0.0	31.2 31.2	14.5 15.0	14.5 15.0	14.5 15.0	14.0 14.0	15.0	43.5 44.0	74.7 75.2	149.9
43	59	92	KOCH Nikolas* SK Winterberg	WSV	42.0	0.0	40.8	15.0	15.5	16.0	15.0	16.5	46.5	87.3	87.3
44	75	92	STEINHAUSEN Phillip* SK Winterberg	WSV	41.5	0.0	39.2	14.5	15.5	15.5	15.0	16.0	46.0	85.2	85.2





Milka-Schüler-Cup

Nordische Kombination/Spezialsprunglauf

25. – 27. Februar 2005



Schülerinnen 12-13, 48.0 m Schanze

1	7 92	SCHNURR Magdalena	SBW	47.0	0.0	56.8	16.5	16.5	16.0	16.0	16.5	49.0	105.8		
		SV Baiersbronn		45.0	0.0	50.4	16.0	16.5	17.0	15.0	16.5	49.0	99.4	205.2	30
2	4 93	STRAUB Ramona	SBW	41.5	0.0	39.2	15.0	14.5	14.0	14.0	14.5	43.0	82.2		
		SC Langenordnach		45.0	0.0	50.4	15.5	15.5	15.5	14.5	16.0	46.5	96.9	179.1	25
3	6 92	VOGT Carina	SBW	45.0	0.0	50.4	16.0	16.0	15.5	16.0	16.0	48.0	98.4		
		SC Degenfeld		40.0	0.0	34.4	14.5	15.0	15.0	14.0	15.0	44.5	78.9	177.3	22
4	5 93	WÜRTH Svenja*	SBW	42.0	0.0	40.8	16.0	15.5	15.5	15.5	15.5	46.5	87.3		
		SV Baiersbronn		40.5	0.0	36.0	15.0	15.0	16.0	14.0	14.5	44.5	80.5	167.8	20
5	2 91	HASENMÜLLER Antonia	BSV	40.0	0.0	34.4	15.0	15.0	14.0	14.0	14.0	43.0	77.4		
		SC Partenkirchen		39.0	0.0	31.2	14.5	14.5	14.0	13.0	14.5	43.0	74.2	151.6	18
6	3 92	WALLEWEIN Lea	WSV	34.0	0.0	15.2	14.5	15.0	13.5	14.0	14.0	42.5	57.7		
		SK Meinerzhagen		32.5	0.0	10.4	14.5	14.0	13.5	13.0	13.5	41.0	51.4	109.1	16

Schüler 12 Gäste, 48.0 m Schanze

1	18 93	HACEK Vitek*	CZE	45.0	0.0	50.4	15.5	16.0	17.0	16.5	16.5	49.0	99.4		
				45.0	0.0	50.4	16.0	15.5	16.0	15.5	16.0	47.5	97.9	197.3	
2	12 93	RAJNOCH Pavel	CZE	45.0	0.0	50.4	17.0	16.0	16.0	16.5	16.5	49.0	99.4		
				44.0	0.0	47.2	16.0	16.0	16.0	16.0	16.0	48.0	95.2	194.6	
3	9 93	BERKA Radim*	CZE	41.5	0.0	39.2	16.0	16.0	16.0	16.5	16.5	48.5	87.7		
				44.5	0.0	48.8	15.5	16.0	16.5	16.5	16.5	49.0	97.8	185.5	
4	16 93	RIBBERS Jermo	NED	40.0	0.0	34.4	15.0	15.0	16.0	15.0	15.5	45.5	79.9		
				40.0	0.0	34.4	16.0	16.0	16.5	14.0	15.0	47.0	81.4	161.3	

Schüler 13 Gäste, 48.0 m Schanze

1	54 92	STRUHAR Jiri	CZE	42.5	0.0	42.4	15.5	16.0	16.0	15.5	16.5	47.5	89.9		
				47.0	0.0	56.8	16.5	16.5	16.5	16.0	16.5	49.5	106.3	196.2	
2	72 92	DANEK Miroslav*	CZE	44.5	0.0	48.8	15.5	16.0	16.5	15.5	16.0	47.5	96.3		
				45.0	0.0	50.4	16.0	16.0	16.5	16.0	16.0	48.0	98.4	194.7	
3	73 92	BLAHA Hubert*	CZE	45.0	0.0	50.4	15.5	15.5	15.5	15.5	16.5	46.5	96.9		
				46.5	0.0	55.2	10.0	10.5	10.5	10.5	10.0	31.0	86.2	183.1	

Schülerin 12-13 G, 48.0 m Schanze

1	1 93	THOMAE Lara	NED	34.0	0.0	15.2	15.0	15.0	14.5	13.5	13.5	43.0	58.2		
				39.5	0.0	32.8	14.0	14.5	14.0	13.5	14.0	42.0	74.8	133.0	

