


RESULTS / RÉSULTATS

WOMEN'S 5 km CLASSICAL  
 5 km CLASSIQUE DAMES

SOLDIER HOLLOW FRI 15 FEB 2002 / VEN 15 FEV 2002 START TIME / DÉBUT 09:00 END TIME / FINI A 09:48

Jury Information				Course Information			
Technical Delegate	MADDOX AI	CAN	Name:	Olympic 5 km-A			
FIS Race Director	BENGTSSON Bengt Erik	FIS	Height Difference (HD):	76 m			
Chief of Competition	AALBERG John	USA	Maximum Climb (MC):	41 m			
Assistant Technical Delegate	EGLI Christian	SUI	Total Climb (TC):	196 m			
Member	BEYER Barbara	GER	Length of Lap:	4952 m			
			Number of Laps:	1			

Rank	Bib	FIS Code	Name	NOC Code	1.9 km		3.7 km		Finish Time	Behind	FIS Points
					Time	Rank	Time	Rank			
1	57	1044690	DANILOVA Olga	RUS	5:44.0	1	9:45.7	1	12:58.7	0.0	0.00
2	69	1054972	LAZUTINA Larissa	RUS	5:44.6	2	9:47.0	2	12:58.9	+0.2	0.15
3	50	1276714	MAJDIC Petra	SLO	5:48.9	3	9:50.5	3	13:06.1	+7.4	5.70
4	60	1058270	SKARI Bente	NOR	5:51.3	6	9:58.7	4	13:11.7	+13.0	10.01
5	53	1133445	BAUER Viola	GER	5:53.7	8	10:00.7	7	13:15.3	+16.6	12.79
6	67	1128789	SCOTT Beckie	CAN	5:53.2	7	10:01.9	8	13:17.5	+18.8	14.48
7	51	1044787	GAVRILJUK Nina	RUS	5:54.9	9	10:03.8	9	13:26.8	+28.1	21.65
8	56	1054778	NEUMANNOVA Katerina	CZE	5:50.3	4	10:00.5	=5	13:27.6	+28.9	22.26
9	58	1092996	TCHEPALOVA Julija	RUS	5:51.1	5	10:00.5	=5	13:30.0	+31.3	24.11
10	68	1002786	PARUZZI Gabriella	ITA	6:02.8	16	10:11.4	11	13:33.9	+35.2	27.12
11	70	1126364	VARIS Kaisa	FIN	5:59.8	13	10:11.2	10	13:37.9	+39.2	30.20
12	55	1005017	VALBUSA Sabina	ITA	5:58.4	11	10:15.3	13	13:41.9	+43.2	33.28
13	28	1081162	SALONEN Satu	FIN	6:05.1	19	10:17.9	14	13:43.4	+44.7	34.44
14	32	1056621	TERELIA Irina	UKR	6:04.9	18	10:20.8	17	13:43.7	+45.0	34.67
15	59	1260903	PEDERSEN Hilde G	NOR	6:09.1	30	10:28.9	26	13:44.7	+46.0	35.44
16	37	1181848	JATSKAJA Oxana	KAZ	6:01.8	14	10:18.8	16	13:48.3	+49.6	38.21
17	64	1142563	SHEVCHENKO Valentina	UKR	5:57.8	10	10:14.0	12	13:48.7	+50.0	38.52
18	52	1113754	HENKEL Manuela	GER	5:58.6	12	10:18.1	15	13:49.8	+51.1	39.37
19	61	1000943	BELMONDO Stefania	ITA	6:09.0	29	10:22.7	19	13:50.4	+51.7	39.83
20	63	1283116	ANDERSSON Lina	SWE	6:08.1	25	10:29.1	27	13:50.6	+51.9	39.98
21	65	1094063	SMIGUN Kristina	EST	6:08.8	28	10:23.8	21	13:51.5	+52.8	40.68
22	48	1147801	BAY Tina	NOR	6:11.0	35	10:31.5	29	13:53.7	+55.0	42.37
23	66	1126461	SUNDQVIST Kati	FIN	6:07.2	22	10:25.8	23	13:54.4	+55.7	42.91
24	19	1129177	THERIAULT Milaine	CAN	6:10.1	=33	10:21.6	18	13:57.0	+58.3	44.92
25	46	1191354	ROCHAT Laurence	SUI	6:06.2	20	10:27.6	25	13:57.1	+58.4	44.99
26	31	1128886	RENNER Sara	CAN	6:07.1	21	10:27.0	24	13:57.3	+58.6	45.15
27	39	1004338	KEMPEL Nina	USA	6:08.4	27	10:29.2	28	13:58.1	+59.4	45.76
28	34	1182042	SHISHKINA Svetlana	KAZ	6:04.0	17	10:23.6	20	14:00.6	+1:01.9	47.69
29	16	1243152	OLSSON Jenny	SWE	6:13.2	37	10:33.1	31	14:00.7	+1:02.0	47.77
30	35	1107837	EK Elin	SWE	6:12.1	36	10:32.2	30	14:01.6	+1:02.9	48.46
31	54	1256732	SACHENBACHER Evi	GER	6:02.0	15	10:24.5	22	14:05.4	+1:06.7	51.39
32	26	1285929	STORTI Aurelie	FRA	6:09.2	31	10:35.7	=34	14:06.0	+1:07.3	51.85
33	24	1124424	ANTONOVA Elena	KAZ	6:07.6	24	10:34.2	32	14:06.6	+1:07.9	52.31
=34	33	1155658	WAGNER Wendy	USA	6:09.4	32	10:41.2	41	14:11.1	+1:12.4	55.78
=34	42	1174670	RAJDLOVA Kamila	CZE	6:13.7	39	10:37.7	39	14:11.1	+1:12.4	55.78
36	62	1305426	SKOFTERUD Vibeke W	NOR	6:20.4	48	10:43.0	44	14:12.3	+1:13.6	56.70
37	30	1099204	PHILIPPOT Karine	FRA	6:07.4	23	10:36.6	37	14:12.9	+1:14.2	57.17
38	29	1060501	LACEN Natasa	SLO	6:20.8	49	10:39.8	40	14:14.7	+1:16.0	58.55



RESULTS / RÉSULTATS

WOMEN'S 5 km CLASSICAL  
 5 km CLASSIQUE DAMES

SOLDIER HOLLOW FRI 15 FEB 2002 / VEN 15 FEV 2002 START TIME / DÉBUT 09:00 END TIME / FINI A 09:48

Rank	Bib	FIS Code	Name	NOC Code	1.9 km		3.7 km		Finish Time	Behind	FIS Points
					Time	Rank	Time	Rank			
39	47	3665004	ZJATIKOVA Vera	BLR	6:14.8	40	10:37.4	38	14:15.2	+1:16.5	58.94
40	45	1137228	GOTO Kanoko	JPN	6:19.7	47	10:49.7	=50	14:16.1	+1:17.4	59.63
41	11	1182333	DESHEVYKH Svetlana	KAZ	6:10.1	=33	10:34.3	33	14:16.2	+1:17.5	59.71
42	10	1099107	VAXELAIRE-PIERREL Annick	FRA	6:15.2	42	10:43.2	45	14:18.6	+1:19.9	61.56
43	5	1217156	BALATKOVA Helena	CZE	6:08.2	26	10:35.7	=34	14:20.6	+1:21.9	63.10
44	21	1277005	GREGORIN Teja	SLO	6:22.0	54	10:49.7	=50	14:20.7	+1:22.0	63.18
45	49	1165940	PIENIMAEKI Elina	FIN	6:18.1	46	10:36.3	36	14:21.3	+1:22.6	63.64
46	40	1062053	YOKOYAMA Sumiko	JPN	6:13.6	38	10:42.5	43	14:22.4	+1:23.7	64.49
47	44	3665003	ZJATIKOVA Natalja	BLR	6:24.4	55	10:47.1	46	14:23.5	+1:24.8	65.33
48	25	1340540	HOU Yuxia	CHN	6:31.4	63	10:50.7	53	14:26.3	+1:27.6	67.49
49	4	1108128	OLOFSSON Anna-Carin	SWE	6:27.6	58	10:50.1	52	14:28.3	+1:29.6	69.03
50	23	1009673	ALBRECHT LORETAN Brigitte	SUI	6:21.0	50	10:48.3	47	14:30.0	+1:31.3	70.34
51	2	1205419	FORTIER Amanda	CAN	6:15.5	43	10:41.7	42	14:30.5	+1:31.8	70.73
52	12	1350628	FUKUDA Nobuko	JPN	6:14.9	41	10:49.1	48	14:31.6	+1:32.9	71.58
53	15	1090183	PETERSON Aelin	USA	6:29.1	60	11:00.1	59	14:33.7	+1:35.0	73.19
54	6	3665005	KALUGINA Elena	BLR	6:17.6	45	10:51.6	54	14:34.6	+1:35.9	73.89
55	27	1005502	PALUSELLI Cristina	ITA	6:21.4	51	10:52.1	55	14:36.5	+1:37.8	75.35
56	41	1098428	NIGLAS Piret	EST	6:29.8	61	10:55.8	56	14:36.9	+1:38.2	75.66
57	43	1220648	KUENZEL Claudia	GER	6:28.1	59	10:55.9	57	14:37.0	+1:38.3	75.74
58	20	1197562	RODINA Elena	UKR	6:17.4	44	10:49.5	49	14:37.8	+1:39.1	76.35
59	8	1085333	PESTREKOVA Marina	UKR	6:21.6	52	10:58.2	58	14:41.0	+1:42.3	78.82
60	38	1104830	BUKVAJOVA Jaroslava	SVK	6:27.4	57	11:02.7	60	14:42.9	+1:44.2	80.28
61	22	1169432	NATUMI Madoka	JPN	6:21.7	53	11:04.3	61	14:51.4	+1:52.7	86.83
62	3	1365857	RANDALL Kikkan	USA	6:43.5	65	11:13.6	64	14:53.0	+1:54.3	88.06
63	17	1322983	SVIRIDOVA-K. Natalia	BLR	6:25.7	56	11:04.7	62	14:53.6	+1:54.9	88.53
64	14	1130923	HANUSOVA Katerina	CZE	6:33.7	64	11:07.4	63	14:55.0	+1:56.3	89.61
65	36	3785000	TERENTJEVA Irina	LTU	6:30.7	62	11:16.5	65	15:13.5	+2:14.8	103.86
66	9	3385000	KEZELE Maja	CRO	6:43.6	66	11:45.1	67	15:40.1	+2:41.4	124.36
67	1	1208232	LUAN Zhengrong	CHN	6:59.1	67	11:43.8	66	15:40.6	+2:41.9	124.74
68	18	1258769	LEE Chun Ja	KOR	7:16.8	68	12:13.3	68	16:13.1	+3:14.4	149.78
69	71	3525001	AYDIN Kelime	TUR	7:28.0	69	12:52.6	69	17:10.8	+4:12.1	194.24
70	72	3725001	ENKHEE Davaa	MGL	7:42.8	70	13:01.0	71	17:20.3	+4:21.6	201.56
71	7	1331422	NIKOLYAN Margarit	ARM	7:48.1	71	12:59.3	70	17:23.6	+4:24.9	204.10
72	13	1295435	GOTTSCHALL Zsofia	HUN	7:49.8	72	13:17.6	72	17:36.6	+4:37.9	214.12
73	73	1333944	BALKABA Katerina	GRE	8:18.9	73	14:06.2	73	18:48.9	+5:50.2	269.83



Salt Lake Organizing Committee  
for the Olympic Winter Games of 2002

Comité d'organisation de Salt Lake City  
pour les Jeux Olympiques d'hiver de 2002

CROSS COUNTRY SKIING




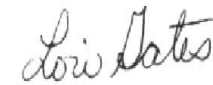
SKI DE FOND

**RESULTS / RÉSULTATS**

WOMEN'S 5 km CLASSICAL  
5 km CLASSIQUE DAMES

SOLDIER HOLLOW FRI 15 FEB 2002 / VEN 15 FEV 2002 START TIME / DÉBUT 09:00 END TIME / FINI A 09:48

Weather	Snow Condition	Temperatures		Participants/NOC					
		Air	Snow	Entries	Ranked	DNS	DNF	DSQ	LAP
Clear	Hard	-9.0	-14.0	73	73	0	0	0	0

Technical Delegate:  <b>MADDOX AI (CAN)</b>	Race Secretary:  <b>GATES Lori (USA)</b>
--	--

**NOTE**  
First 50 Competitors are qualified for the Pursuit

**LEGEND / LEGENDE**  
 = Shared Rank      **DNS** Did not start      **DNF** Did not finish      **DSQ** Disqualified

