


RESULTS / RÉSULTATS

MEN'S 30 km FREE MASS START
 30 km LIBRE DÉPART GROUPE HOMMES

SOLDIER HOLLOW SAT 9 FEB 2002 / SAM 9 FEV 2002 START TIME / DÉBUT 12:30 END TIME / FINI A 14:03

Jury Information				Course Information			
Technical Delegate	MADDOX AI	CAN	Name:	Olympic 7.5 km			
FIS Race Director	BENGTSSON Bengt Erik	FIS	Height Difference (HD):	80 m			
Chief of Competition	AALBERG John	USA	Maximum Climb (MC):	52 m			
Member	EGLI Christian	SUI	Total Climb (TC):	1144 m			
Member	PONIKVAR Uros	SLO	Length of Lap:	7642 m			
			Number of Laps:	4			

Rank	Bib	FIS Code	Name	NOC Code	7.5 km Time	7.5 km Rank	15.0 km Time	15.0 km Rank	22.5 km Time	22.5 km Rank	Finish Time	Behind	FIS Points
1	2	1048473	MUEHLEGG Johann	ESP	16:50.5	1	34:02.3	1	51:43.6	1	1:09:28.9	0.0	0.00
2	11	1094839	HOFFMANN Christian	AUT	17:27.1	6	35:31.2	2	53:16.2	4	1:11:31.0	+2:02.1	29.28
3	10	1022089	BOTVINOV Mikhail	AUT	17:06.9	=2	35:32.1	6	53:25.3	5	1:11:32.3	+2:03.4	29.60
4	4	1029461	SKJELDAL Kristen	NOR	17:28.2	8	35:32.7	7	53:25.8	6	1:11:42.7	+2:13.8	32.09
5	8	1139459	PILLER COTTREER Pietro	ITA	17:07.9	5	35:31.6	4	53:15.6	3	1:11:42.8	+2:13.9	32.11
6	17	1287772	BJOERNDALEN Ole Einar	NOR	17:06.9	=2	35:32.0	5	53:14.1	2	1:11:44.5	+2:15.6	32.52
7	12	1217350	BAUER Lukas	CZE	17:27.6	7	35:31.4	3	53:40.4	7	1:12:22.3	+2:53.4	41.59
8	24	1253919	BOLCHAKOV Nikolaj	RUS	17:37.0	13	35:40.8	8	54:11.1	8	1:12:50.6	+3:21.7	48.38
9	19	1154397	KRIANINE Serguei	RUS	17:49.4	22	35:50.2	10	54:19.7	9	1:12:52.0	+3:23.1	48.71
10	5	1067485	ZORZI Cristian	ITA	17:29.7	11	35:49.8	9	54:31.6	12	1:13:10.0	+3:41.1	53.03
11	54	1177580	JONNIER Emmanuel	FRA	17:51.4	27	35:52.8	13	54:32.2	13	1:13:15.1	+3:46.2	54.25
12	18	1100077	VITTOZ Vincent	FRA	17:28.6	9	35:52.0	11	54:30.7	10	1:13:21.7	+3:52.8	55.84
13	3	1059628	ALSGAARD Thomas	NOR	17:39.3	14	35:52.1	12	54:31.1	11	1:13:30.2	+4:01.3	57.88
14	7	1008994	MAJ Fabio	ITA	17:29.4	10	36:02.2	15	54:54.5	14	1:13:43.5	+4:14.6	61.07
15	25	1125588	DOLIDOWITSCH Sergei	BLR	17:48.9	21	36:16.6	19	54:57.0	16	1:13:51.1	+4:22.2	62.89
16	13	1278557	VILISOV Vladimir	RUS	17:42.4	15	36:16.2	18	55:03.8	18	1:13:54.1	+4:25.2	63.61
17	9	1101047	SOMMERFELDT Rene	GER	17:46.7	17	36:02.9	16	55:00.9	17	1:13:55.8	+4:26.9	64.02
18	51	1035087	GUTIERREZ Juan J	ESP	17:47.1	18	36:01.6	14	54:56.5	15	1:14:05.1	+4:36.2	66.25
19	46	1123648	NEVZOROV Andrei	KAZ	18:00.8	34	36:27.7	21	55:26.3	20	1:14:12.1	+4:43.2	67.93
20	16	1221327	TEICHMANN Axel	GER	17:51.0	26	36:15.6	17	55:15.9	19	1:14:23.8	+4:54.9	70.73
21	29	1175058	KOUKAL Martin	CZE	17:52.0	28	36:43.1	25	55:55.0	27	1:14:25.9	+4:57.0	71.24
22	52	1285444	JOHNSON Andrew	USA	17:53.5	31	36:33.6	24	55:37.9	21	1:14:26.9	+4:58.0	71.48
23	57	3670000	CHEBOTKO Nikolay	KAZ	18:24.7	51	36:59.3	35	55:53.9	25	1:14:32.2	+5:03.3	72.75
24	22	1046436	URAIN Gerhard	AUT	17:45.6	16	36:44.1	27	56:03.2	31	1:14:33.9	+5:05.0	73.16
25	55	1175349	MICHL Petr	CZE	18:17.0	43	36:55.6	33	55:54.4	26	1:14:40.0	+5:11.1	74.62
26	14	1025484	HASLER Markus	LIE	17:32.9	12	36:32.0	22	55:39.5	22	1:14:47.0	+5:18.1	76.30
27	50	1088146	ANTAL Zsolt	ROM	17:53.2	30	36:32.4	23	55:40.5	23	1:14:47.1	+5:18.2	76.32
28	27	1051480	IMAI Hiroyuki	JPN	18:17.1	44	36:54.6	31	56:03.8	32	1:14:55.6	+5:26.7	78.36
29	23	1070007	MAECHLER Patrik	SUI	18:07.7	36	36:57.3	34	55:59.2	28	1:15:03.4	+5:34.5	80.23
30	41	1371677	TICHKINE Dmitri	RUS	17:50.6	24	36:43.6	26	56:00.7	30	1:15:10.2	+5:41.3	81.86
31	31	1052159	KOZU Masaaki	JPN	18:32.7	52	36:54.5	30	56:00.2	29	1:15:32.4	+6:03.5	87.19
32	26	1103278	KUNZ Stephan	LIE	18:19.3	49	37:05.0	37	56:45.9	37	1:15:56.8	+6:27.9	93.04
33	36	1106867	BAJCICAK Martin	SVK	17:47.8	19	36:17.3	20	55:41.3	24	1:16:08.5	+6:39.6	95.85
34	21	1178162	ANGERER Tobias	GER	17:48.3	20	36:44.5	28	56:05.4	33	1:16:13.1	+6:44.2	96.95
35	32	1141690	BUNDI Gion Andrea	SUI	18:18.6	48	37:42.1	46	57:08.1	43	1:16:19.6	+6:50.7	98.51
36	38	1218902	KATTILAKOSKI Teemu	FIN	18:10.0	42	37:05.4	38	56:45.3	36	1:16:20.9	+6:52.0	98.82
37	28	1007830	JONSSON Niklas	SWE	18:09.6	41	37:06.0	39	56:44.9	35	1:16:25.2	+6:56.3	99.85
38	59	3670002	ODNODVORTSEV Maxim	KAZ	18:17.8	46	37:42.6	47	57:15.9	45	1:16:25.6	+6:56.7	99.95



RESULTS / RÉSULTATS

MEN'S 30 km FREE MASS START
30 km LIBRE DÉPART GROUPE HOMMES

SOLDIER HOLLOW SAT 9 FEB 2002 / SAM 9 FEV 2002 START TIME / DÉBUT 12:30 END TIME / FINI A 14:03

Rank	Bib	FIS Code	Name	NOC Code	7.5 km Time Rank	15.0 km Time Rank	22.5 km Time Rank	Finish Time	Behind	FIS Points
39	45	1028588	ASCHWANDEN Wilhelm	SUI	18:35.0 57	37:44.3 48	57:12.3 44	1:16:32.4	+7:03.5	101.58
40	34	1070104	ROELLI Patrick	SUI	18:01.4 35	37:09.5 =40	56:57.7 39	1:16:36.5	+7:07.6	102.56
41	15	1038773	REPO Sami	FIN	17:52.7 29	36:52.7 29	56:49.2 38	1:16:48.2	+7:19.3	105.37
42	56	1060016	ZUNZUNEGUI Haritz	ESP	17:57.5 33	37:23.3 44	57:07.3 41	1:17:06.5	+7:37.6	109.76
43	43	1051189	EBISAWA Katsuhito	JPN	18:08.1 37	37:17.3 43	57:22.3 46	1:17:18.2	+7:49.3	112.57
44	49	1175155	MAGAL Jiri	CZE	18:33.6 54	38:00.7 49	58:00.2 49	1:17:18.3	+7:49.4	112.59
45	35	1045757	WALCHER Achim	AUT	17:49.9 23	37:01.9 36	57:01.8 40	1:17:40.9	+8:12.0	118.01
46	64	1289324	VOROBIEV Denis	BLR	18:19.9 50	38:05.2 51	58:01.6 50	1:17:43.2	+8:14.3	118.56
47	53	1049831	FARLEY Donald	CAN	18:17.6 45	37:09.5 =40	57:07.5 42	1:17:43.6	+8:14.7	118.66
48	68	1181654	BORTSOV Vladimir	KAZ	18:34.9 56	38:08.5 53	57:59.7 48	1:17:47.5	+8:18.6	119.59
49	47	1285153	ROUSSELET Alexandre	FRA	18:08.9 40	37:15.1 42	57:45.0 47	1:18:01.3	+8:32.4	122.91
50	48	1051383	HORIGOME Mitsuo	JPN	17:56.6 32	36:55.1 32	56:30.5 34	1:18:06.3	+8:37.4	124.10
51	6	1092511	HETLAND Tor Arne	NOR	18:08.2 38	38:05.6 52	58:03.4 51	1:18:25.8	+8:56.9	128.78
52	33	1277393	LEYBYUK Roman	UKR	18:34.4 55	38:01.2 50	58:15.0 52	1:18:52.3	+9:23.4	135.14
53	30	1008703	FAUNER Silvio	ITA	18:08.4 39	38:19.8 54	59:09.0 55	1:19:43.9	+10:15.0	147.52
54	67	1174088	SEMENIAKO Nikolai	BLR	18:56.5 60	39:04.1 57	59:49.9 56	1:19:45.6	+10:16.7	147.92
55	40	1086982	SANNIKOV Alexander	BLR	18:55.8 59	38:42.3 56	59:08.5 54	1:19:46.9	+10:18.0	148.24
56	60	1196883	FLORA Lars	USA	18:55.2 58	39:34.1 60	1:00:06.5 59	1:20:42.7	+11:13.8	161.62
57	63	1226759	PARK Byung Joo	KOR	19:15.6 64	39:21.3 58	1:00:00.3 57	1:20:57.5	+11:28.6	165.17
58	37	1109680	SWENSON Carl	USA	17:50.9 25	37:24.1 45	58:55.9 53	1:21:17.3	+11:48.4	169.92
59	61	1182624	ZYBAILO Vladislavas	LTU	19:14.5 62	39:33.6 59	1:00:03.5 58	1:21:27.1	+11:58.2	172.27
60	62	1260515	GERMANIS Juris	LAT	19:15.0 63	39:37.0 61	1:00:54.5 60	1:22:30.4	+13:01.5	187.45
61	69	1071947	SIN Doo Sun	KOR	19:50.1 67	41:00.8 64	1:01:41.2 61	1:23:03.0	+13:34.1	195.27
62	58	1198144	RAUDSEPP Pavo	EST	19:45.7 66	40:35.4 63	1:01:45.7 62	1:23:08.3	+13:39.4	196.55
63	73	3380000	JURCEVIC Damir	CRO	19:45.5 65	40:33.6 62	1:01:47.1 63	1:23:53.3	+14:24.4	207.34
64	65	3740001	HAJIYAN Aram	ARM	20:18.8 71	41:15.9 65	1:02:35.0 64	1:24:07.5	+14:38.6	210.75
65	71	3780002	GUSEV Vadim	LTU	20:03.9 68	41:23.1 66	1:02:59.0 65	1:24:26.3	+14:57.4	215.26
66	70	1290100	KLOBUCAR Denis	CRO	20:11.4 69	41:41.9 69	1:03:23.7 67	1:25:39.0	+16:10.1	232.69
67	66	1254986	HAN Dawei	CHN	20:37.7 72	41:36.6 67	1:03:06.9 66	1:25:42.4	+16:13.5	233.51
68	72	1281952	TAGSCHERER Zoltan	HUN	20:40.8 73	42:43.0 70	1:05:57.1 68	1:30:50.1	+21:21.2	307.32
69	77	3910001	BUCSA Ion	MDA	22:11.4 76	45:05.8 71	1:08:12.3 69	1:32:48.9	+23:20.0	335.82
70	76	1168268	DINESKI Gokio	MKD	21:51.3 75	45:34.9 72	1:09:09.8 70	1:33:33.9	+24:05.0	346.61

Did not finish

1	1239078	ELOFSSON Per	SWE	17:07.4	4					
20	1107061	GOERANSSON Morgan	SWE	18:18.0	47	38:24.7	55			
39	1013553	WADSWORTH Justin	USA							
42	1325602	PIETILA Sami	FIN	18:33.4	53					
44	1286608	PERRILLAT Christophe	FRA	19:12.7	61					
74	1260127	JUNG Eui-Myung	KOR	21:05.6	74					
75	3520004	OGLEGO Sebahattin	TUR	20:12.3	70	41:36.7	68			
78	3900001	NAGVAJARA Prawat	THA	30:22.9	77					


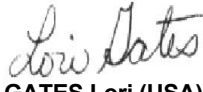


RESULTS / RÉSULTATS

**MEN'S 30 km FREE MASS START
 30 km LIBRE DÉPART GROUPE HOMMES**

SOLDIER HOLLOW SAT 9 FEB 2002 / SAM 9 FEV 2002 START TIME / DÉBUT 12:30 END TIME / FINI A 14:03

Weather	Snow Condition	Temperatures		Participants/NOC					
		Air	Snow	Entries	Ranked	DNS	DNF	DSQ	LAP
Clear	Hard	0.0	-8.0	78	70	0	8	0	0

Technical Delegate:  MADDOX AI (CAN)	Race Secretary:  GATES Lori (USA)
--	--

LEGEND / LEGENDE	DNS	DNF	DSQ
= Shared Rank	Did not start	Did not finish	Disqualified

BIB 78 Lapped in lap 2 in 74th position.