


RESULTS / RÉSULTATS

WOMEN'S 15 km FREE MASS START  
15 km LIBRE DÉPART GROUPE DAMES

SOLDIER HOLLOW SAT 9 FEB 2002 / SAM 9 FEV 2002 START TIME / DÉBUT 09:00 END TIME / FINI A 09:53

| Jury Information     |                      |     |                         | Course Information |  |  |  |
|----------------------|----------------------|-----|-------------------------|--------------------|--|--|--|
| Technical Delegate   | MADDOX AI            | CAN | Name:                   | Olympic 7.5 km     |  |  |  |
| FIS Race Director    | BENGTSSON Bengt Erik | FIS | Height Difference (HD): | 80 m               |  |  |  |
| Chief of Competition | AALBERG John         | USA | Maximum Climb (MC):     | 52 m               |  |  |  |
| Member               | EGLI Christian       | SUI | Total Climb (TC):       | 572 m              |  |  |  |
| Member               | PONIKVAR Uros        | SLO | Length of Lap:          | 7642 m             |  |  |  |
|                      |                      |     | Number of Laps:         | 2                  |  |  |  |

| Rank | Bib | FIS Code | Name                      | NOC Code | 1.9 km Time | 1.9 km Rank | 7.5 km Time | 7.5 km Rank | 11.6 km Time | 11.6 km Rank | Finish Time | Behind  | FIS Points |
|------|-----|----------|---------------------------|----------|-------------|-------------|-------------|-------------|--------------|--------------|-------------|---------|------------|
| 1    | 3   | 1000943  | BELMONDO Stefania         | ITA      | 5:42.3      | 4           | 20:10.9     | 2           | 31:17.0      | 10           | 39:54.4     | 0.0     | 0.00       |
| 2    | 2   | 1054972  | LAZUTINA Larissa          | RUS      | 5:41.0      | 2           | 20:12.1     | 4           | 31:08.2      | 1            | 39:56.2     | +1.8    | 0.75       |
| 3    | 4   | 1054778  | NEUMANNOVA Katerina       | CZE      | 5:41.7      | 3           | 20:11.5     | 3           | 31:10.9      | 5            | 40:01.3     | +6.9    | 2.88       |
| 4    | 1   | 1092996  | TCHEPALOVA Julija         | RUS      | 5:40.4      | 1           | 20:10.5     | 1           | 31:09.2      | 2            | 40:02.7     | +8.3    | 3.46       |
| 5    | 10  | 1126364  | VARIS Kaisa               | FIN      | 5:45.0      | 8           | 20:13.7     | 9           | 31:11.2      | 6            | 40:04.1     | +9.7    | 4.05       |
| 6    | 12  | 3665002  | NAGEJKINA Svetlana        | BLR      | 5:47.6      | =14         | 20:15.3     | 12          | 31:12.6      | 8            | 40:17.9     | +23.5   | 9.81       |
| 7    | 7   | 1002786  | PARUZZI Gabriella         | ITA      | 5:42.9      | 5           | 20:13.1     | 7           | 31:10.2      | 4            | 40:25.7     | +31.3   | 13.07      |
| 8    | 8   | 1094063  | SMIGUN Kristina           | EST      | 5:46.8      | 12          | 20:16.5     | 13          | 31:14.1      | 9            | 40:33.6     | +39.2   | 16.37      |
| 9    | 20  | 1099204  | PHILIPPOT Karine          | FRA      | 5:46.4      | 11          | 20:14.2     | 10          | 31:19.3      | 11           | 40:38.6     | +44.2   | 18.45      |
| 10   | 18  | 1056621  | TERELIA Irina             | UKR      | 5:48.4      | 16          | 20:17.2     | 14          | 31:26.0      | 13           | 40:39.4     | +45.0   | 18.79      |
| 11   | 9   | 1005017  | VALBUSA Sabina            | ITA      | 5:43.7      | 6           | 20:12.6     | 5           | 31:09.7      | 3            | 40:48.3     | +53.9   | 22.51      |
| 12   | 6   | 1088922  | SAVIALOVA Olga            | RUS      | 5:44.4      | 7           | 20:12.7     | 6           | 31:11.6      | 7            | 40:53.3     | +58.9   | 24.59      |
| 13   | 14  | 1256732  | SACHENBACHER Evi          | GER      | 5:47.6      | =14         | 20:14.6     | 11          | 31:34.3      | 14           | 40:57.6     | +1:03.2 | 26.39      |
| 14   | 11  | 1240436  | BURUKINA Elena            | RUS      | 5:45.6      | 9           | 20:13.3     | 8           | 31:25.0      | 12           | 41:01.1     | +1:06.7 | 27.85      |
| 15   | 5   | 1260903  | PEDERSEN Hilde G          | NOR      | 5:47.1      | 13          | 20:22.7     | 15          | 32:09.1      | 15           | 41:47.8     | +1:53.4 | 47.36      |
| 16   | 34  | 1027327  | LEONARDI CORTESI Natascia | SUI      | 5:53.1      | 27          | 20:51.4     | 16          | 32:32.3      | 17           | 41:56.3     | +2:01.9 | 50.91      |
| 17   | 30  | 1101920  | CONFORTOLA Antonella      | ITA      | 5:57.9      | 33          | 20:53.8     | =19         | 32:33.0      | 18           | 41:57.8     | +2:03.4 | 51.53      |
| 18   | 24  | 3665004  | ZJATIKOVA Vera            | BLR      | 5:51.2      | 21          | 20:53.8     | =19         | 32:31.5      | 16           | 42:04.5     | +2:10.1 | 54.33      |
| 19   | 27  | 3665003  | ZJATIKOVA Natalja         | BLR      | 5:50.3      | 18          | 20:53.3     | 18          | 32:37.4      | 20           | 42:04.5     | +2:10.1 | 54.33      |
| 20   | 21  | 1255374  | LASSILA Riitta Liisa      | FIN      | 5:54.5      | 28          | 20:52.8     | 17          | 32:45.2      | 26           | 42:14.3     | +2:19.9 | 58.42      |
| 21   | 43  | 1130923  | HANUSOVA Katerina         | CZE      | 5:52.4      | =23         | 20:55.6     | 24          | 32:37.3      | 19           | 42:15.7     | +2:21.3 | 59.01      |
| 22   | 15  | 1142563  | SHEVCHENKO Valentina      | UKR      | 5:45.9      | 10          | 20:56.4     | 25          | 32:39.1      | 21           | 42:16.0     | +2:21.6 | 59.13      |
| 23   | 29  | 1062053  | YOKOYAMA Sumiko           | JPN      | 5:58.4      | 35          | 21:03.5     | 26          | 32:41.3      | 22           | 42:16.2     | +2:21.8 | 59.22      |
| 24   | 44  | 1175834  | SMIGUN Katrin             | EST      | 6:01.2      | 40          | 20:55.2     | 23          | 32:42.4      | 23           | 42:25.6     | +2:31.2 | 63.14      |
| 25   | 39  | 1099107  | VAXELAIRE-PIERREL Annick  | FRA      | 5:59.1      | 37          | 20:54.5     | 21          | 32:44.0      | 24           | 42:26.7     | +2:32.3 | 63.60      |
| 26   | 33  | 1181848  | JATSKAJA Oxana            | KAZ      | 5:49.4      | 17          | 20:54.7     | 22          | 32:44.4      | 25           | 42:46.0     | +2:51.6 | 71.66      |
| 27   | 31  | 1220648  | KUENZEL Claudia           | GER      | 5:51.0      | 20          | 21:10.2     | 32          | 33:23.6      | 32           | 42:49.5     | +2:55.1 | 73.12      |
| 28   | 32  | 1137228  | GOTO Kanoko               | JPN      | 5:53.0      | =25         | 21:09.4     | 31          | 33:14.5      | 30           | 42:50.4     | +2:56.0 | 73.50      |
| 29   | 13  | 1305426  | SKOFTERUD Vibeke W        | NOR      | 5:50.4      | 19          | 21:07.7     | 28          | 33:13.9      | 29           | 42:50.9     | +2:56.5 | 73.71      |
| 30   | 28  | 1004338  | KEMPEL Nina               | USA      | 5:57.3      | 32          | 21:07.8     | 29          | 33:13.8      | 28           | 42:53.1     | +2:58.7 | 74.63      |
| 31   | 37  | 1108128  | OLOFSSON Anna-Carin       | SWE      | 5:59.0      | 36          | 21:09.3     | 30          | 33:14.8      | 31           | 42:53.8     | +2:59.4 | 74.92      |
| 32   | 38  | 1009673  | ALBRECHT LORETAN Brigitte | SUI      | 5:51.8      | 22          | 21:07.4     | 27          | 33:13.0      | 27           | 42:54.4     | +3:00.0 | 75.17      |
| 33   | 35  | 1060501  | LACEN Natasa              | SLO      | 6:26.2      | 53          | 21:46.0     | 39          | 33:33.7      | 34           | 43:05.0     | +3:10.6 | 79.60      |
| 34   | 26  | 1182042  | SHISHKINA Svetlana        | KAZ      | 5:58.3      | 34          | 21:29.2     | 34          | 33:32.8      | 33           | 43:05.1     | +3:10.7 | 79.64      |
| 35   | 36  | 1205419  | FORTIER Amanda            | CAN      | 6:05.7      | 43          | 21:54.6     | 41          | 33:48.5      | 35           | 43:38.7     | +3:44.3 | 93.67      |
| 36   | 58  | 1092123  | RESCHWAMM Anke            | GER      | 5:53.0      | =25         | 21:17.6     | 33          | 34:12.3      | 41           | 43:53.1     | +3:58.7 | 99.69      |
| 37   | 22  | 1237817  | DAHLBERG Anna             | SWE      | 5:55.8      | 30          | 21:40.9     | 37          | 34:11.4      | 40           | 43:53.7     | +3:59.3 | 99.94      |
| 38   | 41  | 1128983  | FORTIER Jaime             | CAN      | 6:07.1      | 46          | 21:52.9     | 40          | 33:54.5      | 36           | 43:54.0     | +3:59.6 | 100.06     |



RESULTS / RÉSULTATS

WOMEN'S 15 km FREE MASS START  
 15 km LIBRE DÉPART GROUPE DAMES



SOLDIER HOLLOW SAT 9 FEB 2002 / SAM 9 FEV 2002 START TIME / DÉBUT 09:00 END TIME / FINI A 09:53

| Rank | Bib | FIS Code | Name                 | NOC Code | 1.9 km |      | 7.5 km  |      | 11.6 km |      | Finish Time | Behind  | FIS Points |
|------|-----|----------|----------------------|----------|--------|------|---------|------|---------|------|-------------|---------|------------|
|      |     |          |                      |          | Time   | Rank | Time    | Rank | Time    | Rank |             |         |            |
| 39   | 25  | 1107837  | EK Elin              | SWE      | 5:59.8 | 38   | 21:40.1 | 36   | 34:06.0 | 38   | 43:55.3     | +4:00.9 | 100.60     |
| 40   | 23  | 1243152  | OLSSON Jenny         | SWE      | 5:55.6 | 29   | 21:44.9 | 38   | 34:10.6 | 39   | 43:57.7     | +4:03.3 | 101.61     |
| 41   | 49  | 1322983  | SVIRIDOVA-K. Natalia | BLR      | 6:06.4 | 44   | 21:29.9 | 35   | 33:56.3 | 37   | 44:09.2     | +4:14.8 | 106.41     |
| 42   | 46  | 1217156  | BALATKOVA Helena     | CZE      | 6:00.6 | 39   | 21:55.5 | 44   | 34:19.2 | 42   | 44:17.8     | +4:23.4 | 110.00     |
| 43   | 42  | 1102211  | FURUSAWA Midori      | JPN      | 6:05.0 | 42   | 21:55.2 | 43   | 34:27.5 | 43   | 44:41.8     | +4:47.4 | 120.03     |
| 44   | 50  | 1196107  | JONES Barbara        | USA      | 6:08.3 | 47   | 22:08.1 | 45   | 34:53.7 | 44   | 45:04.3     | +5:09.9 | 129.42     |
| 45   | 45  | 1316193  | JAKIMCHUK Vita       | UKR      | 6:15.6 | 49   | 22:39.3 | 50   | 35:30.7 | 47   | 45:26.7     | +5:32.3 | 138.78     |
| 46   | 53  | 1320170  | STAROSTINA Daria     | KAZ      | 6:19.0 | 52   | 22:36.1 | 49   | 35:17.7 | 45   | 45:28.8     | +5:34.4 | 139.65     |
| 47   | 47  | 1258769  | LEE Chun Ja          | KOR      | 6:18.4 | 51   | 22:35.4 | 48   | 35:18.5 | 46   | 45:37.9     | +5:43.5 | 143.45     |
| 48   | 56  | 1340540  | HOU Yuxia            | CHN      | 6:27.6 | 55   | 22:46.0 | 53   | 35:31.7 | 48   | 45:42.2     | +5:47.8 | 145.25     |
| 49   | 52  | 3785000  | TERENTJEVA Irina     | LTU      | 6:18.0 | 50   | 22:45.8 | 52   | 35:39.5 | 49   | 45:45.4     | +5:51.0 | 146.59     |
| 50   | 55  | 1333556  | ISSACHENKO Natalya   | KAZ      | 6:12.0 | 48   | 22:43.0 | 51   | 35:43.1 | 50   | 45:51.4     | +5:57.0 | 149.09     |
| 51   | 17  | 1303777  | BJOERGEN Marit       | NOR      | 6:49.0 | 59   | 23:49.3 | 58   | 36:59.1 | 53   | 47:07.4     | +7:13.0 | 180.83     |
| 52   | 48  | 1174379  | BUBLOVA Ilona        | CZE      | 6:06.6 | 45   | 22:51.3 | 54   | 36:31.2 | 51   | 47:31.8     | +7:37.4 | 191.02     |
| 53   | 54  | 1208232  | LUAN Zhengrong       | CHN      | 6:29.3 | 56   | 23:19.8 | 55   | 36:55.8 | 52   | 47:43.7     | +7:49.3 | 195.99     |
| 54   | 59  | 1196010  | JODER Kristina       | USA      | 6:26.3 | 54   | 23:42.2 | 56   | 37:14.4 | 54   | 48:06.0     | +8:11.6 | 205.31     |
| 55   | 57  | 3385000  | KEZELE Maja          | CRO      | 6:34.3 | 57   | 23:46.9 | 57   | 37:39.6 | 55   | 48:43.1     | +8:48.7 | 220.80     |

| Disqualified |         |                   |        |
|--------------|---------|-------------------|--------|
| 51           | 1331422 | NIKOLYAN Margarit | IOC 61 |

| Did not finish |         |                   |                           |
|----------------|---------|-------------------|---------------------------|
| 16             | 1041780 | SORKMO Maj Helen  | NOR 5:56.6 31 21:54.7 42  |
| 19             | 1081744 | VILJANMAA Annmari | FIN 5:52.4 =23 22:15.0 47 |
| 40             | 1350628 | FUKUDA Nobuko     | JPN 6:04.1 41 22:12.6 46  |
| 60             | 3915001 | GOROHOVA Elena    | MDA 6:43.1 58             |

| Weather | Snow Condition | Temperatures |      | Participants/NOC |        |     |     |     |     |
|---------|----------------|--------------|------|------------------|--------|-----|-----|-----|-----|
|         |                | Air          | Snow | Entries          | Ranked | DNS | DNF | DSQ | LAP |
| Clear   | Hard           | -6.0         | -9.0 | 60               | 55     | 0   | 4   | 1   | 0   |

|  |  |
|--|--|
| Technical Delegate:<br><br><b>MADDOX AI (CAN)</b> | Race Secretary:<br><br><b>GATES Lori (USA)</b> |
|--|--|

| LEGEND / LEGENDE |                |
|------------------|----------------|
| =                | Shared Rank    |
| DNS              | Did not start  |
| DNF              | Did not finish |
| DSQ              | Disqualified   |