

# WSV o8 Johannegeorgenstadt



WSV 08 Johannegeorgenstadt e.V.

Landesskiverband Sachsen

Erzgebirgs-Vogtland-Cup 3. Cupwertung  
 Johannegeorgenstadt, 08.07.2006  
 Spezialspringen / Nordische Kombination

## OFFIZIELLE ERGEBNISLISTE

### JURY

Gesamtleiter : Stephan Schott  
 Wettkampfleiter : Hans-Jürgen Hänel  
 Wettkampfbeaufr. : Bernd Kraus  
 D: Bernd Kraus  
 E: Olaf Beyer

### SPRUNGRICHTER

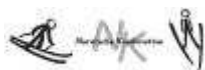
A: Steffen Bias  
 B: Gundram Kraus  
 C: Bernd Heß

Daten der Schanze...: HS 13,0 / 20,0 / 36,0 / 51,0  
 Anzahl d. Teilnehmer.:

## ERGEBNISLISTE SPEZIALSPRINGEN

Rng	StN	Jg	Name, Verein	Vb/N	Wind	Weite	km/h	W-Note	-A-	-B-	-C-	-D-	-E-	H-Note	G-Note	T-Note	Punkte
Schüler 8, 13.0 m Schanze																	
1	28	99	KOPP, Tim SG Medizin Bad Elster			12.0	0.0	57.6	15.5	15.0	15.0	15.0	15.0	45.0	102.6		
						12.0	0.0	57.6	16.0	16.0	16.0	15.5	16.0	48.0	105.6	208.2	25
2	29	99	MAAS, Danny WSV08 Johannegeorgenstadt			12.0	0.0	57.6	15.5	15.5	14.5	15.0	15.0	45.5	103.1		
						11.5	0.0	56.4	15.0	15.0	14.5	15.5	15.5	45.5	101.9	205.0	20

 **Kreissparkasse**  
**Aue-Schwarzenberg**



# WSV o8 Johannegeorgenstadt

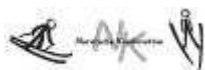


3	18	99	SOMMER, Artur SV Fortuna Pöhla	12.0 11.5	0.0 0.0	57.6 56.4	13.5 14.0	13.5 13.5	13.0 13.5	14.0 14.0	14.0 14.0	41.0 41.5	98.6 97.9	196.5	15
4	17	99	WESTERBECK, Tim SC Sohland	10.5 11.0	0.0 0.0	54.0 55.2	13.0 13.5	13.5 13.5	13.5 13.5	14.5 14.0	14.0 14.5	41.0 41.0	95.0 96.2	191.2	12
5	25	99	LEISTNER, John SV Stützengrün	10.0 10.0	0.0 0.0	52.8 52.8	14.0 14.0	14.0 14.0	14.0 13.5	14.5 14.0	14.5 14.0	42.5 42.0	95.3 94.8	190.1	11
6	19	99	STOLL, Adrian SC Kottmar	10.0 9.5	0.0 0.0	52.8 51.6	14.0 14.5	14.0 13.0	14.0 13.0	14.5 14.0	14.5 14.0	42.5 41.0	95.3 92.6	187.9	10
7	20	20	DINTER, Philipp SSV Geyer	9.5 10.0	0.0 0.0	51.6 52.8	13.0 13.5	12.5 12.5	12.0 12.5	13.5 13.0	13.5 13.5	39.0 39.0	90.6 91.8	182.4	9
8	26	99	KUNATH, Florian SV Lok Eilenburg	8.5 9.5	0.0 0.0	49.2 51.6	12.0 12.0	12.0 12.5	11.0 12.5	12.5 14.0	12.0 13.5	36.0 38.5	85.2 90.1	175.3	8
9	27	99	BAIER, Domenik WSC Erzg. Oberwiesenthal	10.5 8.5	0.0 0.0	54.0 49.2	11.0 12.0	10.5 12.5	10.0 12.5	10.5 13.5	11.0 13.0	32.0 38.0	86.0 87.2	173.2	7
10	24	20	HAUKE, Camillo SV Lok Eilenburg	10.0 9.5	0.0 0.0	52.8 51.6	13.0 7.0	13.5 5.5	12.5 5.5	14.0 7.0	13.0 7.0	39.5 19.5	92.3 71.1	163.4	6
11	22	99	VERNER, Lukas WSC Erzg. Oberwiesenthal	6.0 5.5	0.0 0.0	43.2 42.0	13.0 12.0	13.0 12.5	12.0 12.0	12.0 11.0	12.5 11.5	37.5 35.5	80.7 77.5	158.2	5

Schüler 9, 13.0 m Schanze

1	49	98	PFORDTE, Maximilian WSV Grüna	14.5 14.0	0.0 0.0	63.6 62.4	16.0 16.5	16.0 16.5	16.0 16.0	16.0 16.0	16.0 16.0	48.0 48.5	111.6 110.9	222.5	25
2	48	98	PÄßLER, Hans SV Fortuna Pöhla	13.0 12.0	0.0 0.0	60.0 57.6	16.5 16.5	16.5 16.5	16.0 16.5	16.0 16.5	16.5 16.5	49.0 49.5	109.0 107.1	216.1	20

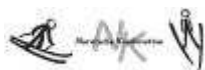
 **Kreissparkasse**  
**Aue-Schwarzenberg**



# WSV o8 Johanngeorgenstadt



3	47	98	TUNGER, Björn SG Medizin Bad Elster	13.0 13.0	0.0 0.0	60.0 60.0	14.5 16.0	15.0 16.0	15.0 16.5	15.5 16.5	15.5 15.5	45.5 48.5	105.5 108.5	214.0	15
4	39	98	SCHULTHEIß, Richard WSV Grüna	13.0 12.5	0.0 0.0	60.0 58.8	16.0 15.5	15.5 15.5	15.5 15.5	16.0 15.0	47.0 46.5	107.0 105.3	212.3	12	
5	42	98	ESBACH, Philip WSV08 Johanngeorgenstadt	12.5 12.0	0.0 0.0	58.8 57.6	14.0 15.5	15.0 15.5	15.5 15.5	15.0 15.0	15.5 15.0	45.5 46.0	104.3 103.6	207.9	11
6	44	98	HASENBERG, Martin VSC Klingenthal	12.5 13.0	0.0 0.0	58.8 60.0	14.0 14.5	15.0 15.0	15.0 14.5	15.0 14.5	15.0 15.0	45.0 44.0	103.8 104.0	207.8	10
7	34	98	SCHUHKNECHT, Philip WSV Grüna	11.5 12.0	0.0 0.0	56.4 57.6	15.0 15.0	15.0 15.0	15.5 15.0	15.0 15.0	15.0 14.5	45.0 45.0	101.4 102.6	204.0	9
8	38	98	SCHIRK, Jonas WSV Grüna	12.0 11.5	0.0 0.0	57.6 56.4	15.0 15.0	15.0 15.0	15.5 14.5	15.5 14.0	15.5 14.5	45.5 44.0	103.1 100.4	203.5	8
9	30	98	WELDE, Jonas SC Sohland	11.5 11.5	0.0 0.0	56.4 56.4	15.0 15.0	14.5 15.0	14.5 15.0	14.5 15.0	14.5 15.0	43.5 45.0	99.9 101.4	201.3	7
10	31	98	SAHRING, Toni SC Sohland	11.5 12.5	0.0 0.0	56.4 58.8	13.5 13.5	14.0 14.5	13.5 13.5	14.5 14.0	14.5 15.0	42.0 42.0	98.4 100.8	199.2	6
11	45	98	SCHAALE, Max SV Zschopau	11.0 12.0	0.0 0.0	55.2 57.6	14.5 15.0	14.0 14.5	14.0 14.0	14.0 14.5	14.5 14.5	42.5 43.5	97.7 101.1	198.8	5
12	43	98	KAUFMANN, Erik WSC Erzg. Oberwiesenthal	11.5 11.0	0.0 0.0	56.4 55.2	13.5 13.0	15.0 14.0	14.0 14.0	14.5 14.0	14.5 14.0	43.0 42.0	99.4 97.2	196.6	4
13	41	98	DÖRFLER, Tim VSC Klingenthal	11.5 11.0	0.0 0.0	56.4 55.2	13.5 14.0	13.5 14.0	13.5 14.0	14.0 13.5	14.5 14.0	41.0 42.0	97.4 97.2	194.6	3
14	46	98	HAUKE, Niclas SV Lok Eilenburg	12.5 12.0	0.0 0.0	58.8 57.6	6.5 15.0	6.5 15.0	6.5 14.5	6.5 15.0	6.5 15.0	19.5 45.0	78.3 102.6	180.9	2



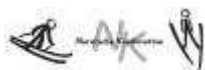
# WSV o8 Johanngeorgenstadt



15	33	98	WEIGEL, Cedrik SV Fortuna Pöhl	10.0 9.5	0.0 0.0	52.8 51.6	11.5 12.0	11.0 13.0	11.0 13.0	11.5 13.5	11.5 13.5	34.0 39.5	86.8 91.1	177.9	1
16	40	98	DRECHSLER, Kevin SSV Geyer	12.0 11.5	0.0 0.0	57.6 56.4	6.5 14.5	6.5 14.5	6.5 14.0	7.5 14.5	8.0 14.0	20.5 43.0	78.1 99.4	177.5	
17	35	98	WITTEK, Fritz SV Lok Eilenburg	7.5 8.0	0.0 0.0	46.8 48.0	12.5 12.0	12.5 12.5	12.5 12.0	12.0 13.0	12.0 13.0	37.0 37.0	83.8 85.0	168.8	
18	32	98	TISCHER, Ricky SV Zschopau	7.5 8.0	0.0 0.0	46.8 48.0	12.5 12.0	12.5 12.0	12.5 12.0	12.0 11.0	12.5 11.5	37.5 35.5	84.3 83.5	167.8	
19	37	98	DIETEL, Tobias WSC Erzg. Oberwiesenthal	8.5 10.0	0.0 0.0	49.2 52.8	12.5 7.0	12.5 6.0	13.5 6.0	14.0 7.0	13.5 5.5	39.5 19.0	88.7 71.8	160.5	

## Mädchen WK III, 13.0 m Schanze

1	16	97	STOLL, Franziska SC Kottmar	14.0 14.0	0.0 0.0	62.4 62.4	17.0 16.5	17.0 16.5	17.0 16.5	16.5 16.5	16.5 17.0	50.5 49.5	112.9 111.9	224.8	25
2	13	97	GLÄSER, Julia VSC Klingenthal	13.0 12.5	0.0 0.0	60.0 58.8	16.0 14.5	15.5 14.5	15.5 14.5	15.0 15.0	15.0 14.5	46.0 43.5	106.0 102.3	208.3	20
3	5	98	HEßLER, Pauline * WSV 08 Lauscha	12.5 13.5	0.0 0.0	58.8 61.2	14.0 14.5	14.5 14.0	14.5 14.5	14.5 14.5	14.5 15.0	43.5 43.5	102.3 104.7	207.0	15
4	15	99	KRAUS, Henriette WSC Erzg. Oberwiesenthal	12.0 12.0	0.0 0.0	57.6 57.6	16.0 14.5	15.5 14.5	14.5 14.5	15.0 15.0	15.0 14.5	45.5 43.5	103.1 101.1	204.2	12
5	10	97	HASENBERG, Jasmin VSC Klingenthal	12.5 12.5	0.0 0.0	58.8 58.8	14.5 14.0	14.5 14.0	14.5 14.5	14.5 13.5	14.5 13.5	43.5 41.5	102.3 100.3	202.6	11
6	14	97	GRESENTS, Charlotte SSV GEYER	11.5 10.5	0.0 0.0	56.4 54.0	15.0 14.0	15.0 14.0	15.0 14.0	15.0 14.5	15.5 14.5	45.0 42.5	101.4 96.5	197.9	10



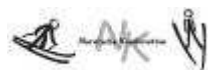
# WSV o8 Johanngeorgenstadt



7	11	97	MÜNZNER, Jessica WSV08 Johanngeorgenstadt	10.5 10.5	0.0 0.0	54.0 54.0	16.0 15.0	15.0 15.0	14.5 14.0	15.0 14.5	45.0 44.5	99.0 98.5	197.5	9	
8	4	98	GÖRLICH, Luisa * WSV 08 Lauscha	10.5 10.5	0.0 0.0	54.0 54.0	15.0 14.0	15.0 14.5	15.0 15.0	14.0 15.5	14.0 15.0	44.0 44.5	98.0 98.5	196.5	8
9	9	99	NEUBERT, Paula WSV08 Johanngeorgenstadt	9.5 10.0	0.0 0.0	51.6 52.8	14.0 13.5	13.5 13.0	13.5 12.5	14.0 14.0	14.0 14.5	41.5 40.5	93.1 93.3	186.4	7
10	12	99	GUTH, Elisabeth WSV Grüna	9.5 9.0	0.0 0.0	51.6 50.4	14.0 13.0	14.0 13.5	14.0 12.5	14.5 13.5	14.5 13.0	42.5 39.5	94.1 89.9	184.0	6
11	6	98	BRANSTNER, ALIEN-SINDI * SG Medizin Bad Elster	6.0 6.0	0.0 0.0	43.2 43.2	13.0 12.5	13.0 12.5	13.5 12.5	13.0 12.0	12.5 12.0	39.0 37.0	82.2 80.2	162.4	5
12	8	98	FRIEDRICH, Katja SV Lok Eilenburg	5.5 4.5	0.0 0.0	42.0 39.6	11.0 11.0	11.0 11.0	11.0 10.5	11.5 11.0	11.5 11.0	33.5 33.0	75.5 72.6	148.1	4

## Schüler 10, 20.0 m Schanze

1	68	97	SCHUBERT, Johannes SV Fortuna Pöhl	21.5 22.5	0.0 0.0	63.6 66.0	15.5 16.0	15.5 16.0	15.5 16.0	16.0 16.5	16.0 16.0	47.0 48.0	110.6 114.0	224.6	25
2	69	97	HAHN, Julian WSV Grüna	22.0 21.5	0.0 0.0	64.8 63.6	16.5 15.5	16.0 15.0	15.5 15.0	16.5 16.0	16.0 15.5	48.5 46.0	113.3 109.6	222.9	20
3	65	97	EßBACH, Patric WSV08 Johanngeorgenstadt	21.5 21.5	0.0 0.0	63.6 63.6	16.0 15.5	16.0 15.5	16.0 15.5	16.5 15.5	16.0 16.0	48.0 46.5	111.6 110.1	221.7	15
4	67	97	NEUBERT, Hans WSV08 Johanngeorgenstadt	20.5 21.5	0.0 0.0	61.2 63.6	16.0 16.0	16.0 15.5	16.0 15.5	16.0 16.0	15.5 16.0	48.0 47.5	109.2 111.1	220.3	12
5	66	97	UHLMANN, Felix SV Zschopau	21.0 22.0	0.0 0.0	62.4 64.8	15.5 14.5	15.5 15.0	15.5 15.0	16.0 16.0	16.0 15.5	47.0 45.5	109.4 110.3	219.7	11



**S** Kreissparkasse  
Aue-Schwarzenberg



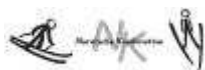
# WSV o8 Johannegeorgenstadt



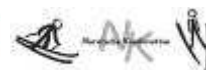
6	64	97	HAHN, Martin SC Kottmar	19.5 20.5	0.0 0.0	58.8 61.2	15.0 14.5	15.0 14.0	15.0 14.0	15.0 14.5	15.0 15.5	45.0 43.0	103.8 104.2	208.0	10
7	61	97	FISCHER, LUCAS SSV GEYER	19.0 19.0	0.0 0.0	57.6 57.6	15.0 14.5	15.0 14.5	15.0 14.5	15.0 14.5	15.0 14.5	45.0 43.5	102.6 101.1	203.7	9
8	63	97	HAMANN, Martin SV Lok Eilenburg	18.0 19.5	0.0 0.0	55.2 58.8	15.0 14.5	15.0 14.5	15.0 14.0	15.0 15.0	15.0 15.5	45.0 44.0	100.2 102.8	203.0	8
9	62	97	NIETZEL, Justin SV Zschopau	21.0 21.5	0.0 0.0	62.4 63.6	8.5 15.5	8.5 15.5	8.0 15.5	7.5 16.0	8.0 16.0	24.5 47.0	86.9 110.6	197.5	7
10	60	97	RÖDER, Pascal SG Medizin Bad Elster	15.0 16.5	0.0 0.0	48.0 51.6	13.5 14.5	14.0 14.0	14.0 14.0	14.5 14.0	14.0 14.0	42.0 42.0	90.0 93.6	183.6	6
11	58	97	HERMANN, Felix WSC Erzg. Oberwiesenthal	14.5 13.0	0.0 0.0	46.8 43.2	14.0 13.5	14.0 14.0	14.0 14.0	14.0 14.0	14.0 13.5	42.0 41.5	88.8 84.7	173.5	5
12	59	97	AE, Rene SV Lok Eilenburg	18.0 18.0	0.0 0.0	55.2 55.2	6.5 14.5	6.5 14.5	5.5 14.5	6.0 13.5	6.5 14.0	19.0 43.0	74.2 98.2	172.4	4
13	57	97	HERRMANN, Rick SSV Geyer	17.0 20.0	0.0 0.0	52.8 60.0	10.5 6.0	10.5 6.5	10.0 6.5	11.5 7.0	11.0 7.5	32.0 20.0	84.8 80.0	164.8	3
14	56	97	REDMANN, Nils VSC Klingenthal	15.5 15.0	0.0 0.0	49.2 48.0	12.5 5.5	12.5 5.5	12.5 5.0	13.0 6.0	12.5 6.0	37.5 17.0	86.7 65.0	151.7	2

Mädchen WK II, 20.0 m Schanze

1	52	96	SCHUHKNECHT, Maria WSV Grüna	18.5 19.5	0.0 0.0	56.4 58.8	14.0 15.0	14.5 15.0	14.0 15.5	14.0 15.0	14.0 15.0	42.0 45.0	98.4 103.8	202.2	25
2	53	95	GRESENTS, Johanna SSV GEYER	17.0 14.5	0.0 0.0	52.8 46.8	14.5 14.0	14.0 13.5	14.0 13.5	14.0 14.0	13.5 14.0	42.0 41.5	94.8 88.3	183.1	20



**Kreissparkasse**  
**Aue-Schwarzenberg**

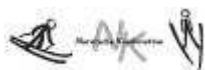


# WSV o8 Johanngeorgenstadt



Schüler 11, 36.0 m Schanze

1	78	96	MAUERSBERGER, Philipp SSV Geyer	36.5 37.0	0.0 0.0	61.2 62.4	16.0 16.0	16.0 17.0	15.5 17.0	16.5 17.0	16.0 16.5	48.0 50.5	109.2 112.9	222.1	25
2	86	96	REICHEL, Tim SSV Geyer	35.5 36.5	0.0 0.0	58.8 61.2	16.5 16.0	16.5 15.5	16.5 15.0	17.0 15.5	16.5 16.0	49.5 47.0	108.3 108.2	216.5	20
3	91	96	WEIß, Franz WSC Erzg. Oberwiesenthal	35.0 36.0	0.0 0.0	57.6 60.0	15.5 16.0	15.5 16.0	15.5 16.0	16.0 16.0	15.5 16.5	46.5 48.0	104.1 108.0	212.1	15
4	89	96	WEBER, Terence SSV Geyer	36.0 34.0	0.0 0.0	60.0 55.2	16.0 16.0	16.0 16.0	16.0 16.0	16.5 16.5	16.0 16.5	48.0 48.5	108.0 103.7	211.7	12
5	81	96	WALLER, Vincent SSV Geyer	33.5 32.5	0.0 0.0	54.0 51.6	14.5 16.0	15.0 16.0	15.0 16.0	15.0 16.0	15.5 16.0	45.0 48.0	99.0 99.6	198.6	11
6	83	96	BINIOSEK, Florian SSV Geyer	31.0 33.0	0.0 0.0	48.0 52.8	14.5 15.5	14.5 15.5	14.5 16.0	15.0 16.0	15.0 16.0	44.0 47.5	92.0 100.3	192.3	10
7	92	96	MÖCKEL, Ron SV Fortuna Pöhla	30.0 34.0	0.0 0.0	45.6 55.2	13.0 15.0	13.0 16.5	12.5 16.5	14.0 16.5	13.0 16.5	39.0 49.5	84.6 104.7	189.3	9
8	84	96	MAYENHOFER, Felix SV Zschopau	31.5 31.0	0.0 0.0	49.2 48.0	15.0 15.0	15.0 15.0	15.0 15.0	15.0 15.0	15.0 15.0	45.0 45.0	94.2 93.0	187.2	8
9	88	96	GUTH, Maximilian WSV Grüna	30.5 31.5	0.0 0.0	46.8 49.2	14.5 14.5	14.5 14.5	14.5 14.5	14.5 14.5	14.5 14.5	43.5 43.5	90.3 92.7	183.0	7
10	85	96	RIEHN, Pascal VSC Klingenthal	33.0 27.5	0.0 0.0	52.8 39.6	15.0 13.5	15.0 14.0	15.0 14.0	15.0 14.0	15.0 14.0	45.0 42.0	97.8 81.6	179.4	6
11	70	96	LEHMANN, Tom SC Sohland	29.5 31.0	0.0 0.0	44.4 48.0	14.5 14.5	14.0 14.5	14.0 14.5	14.5 14.5	14.5 14.5	43.0 43.5	87.4 91.5	178.9	5



# WSV o8 Johanngeorgenstadt

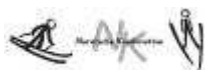


12	87	96	WERNER, Oliver		26.0	0.0	36.0	14.0	14.0	14.0	14.5	14.0	42.0	78.0		
			SV Stützensgrün		26.5	0.0	37.2	14.5	14.5	14.5	15.0	14.5	43.5	80.7	158.7	4
13	74	96	MÜLLER-LÖB, Rudolf	*	24.5	0.0	32.4	13.5	13.5	13.5	13.5	13.5	40.5	72.9		
			WSV 08 Lauscha		34.0	0.0	55.2	10.0	9.0	9.0	9.0	9.0	27.0	82.2	155.1	3
14	77	96	KÜNSTLER, Felix		26.5	0.0	37.2	12.0	12.0	11.5	12.0	12.0	36.0	73.2		
			SV Zschopau		25.0	0.0	33.6	11.5	11.5	12.0	12.5	12.0	35.5	69.1	142.3	2
15	79	96	DIETEL, Christoph		25.5	0.0	34.8	13.0	13.5	13.5	13.5	13.5	40.5	75.3		
			VSC Klingenthal		26.5	0.0	37.2	9.0	9.0	8.0	8.5	8.5	26.0	63.2	138.5	1
16	73	96	RÖDEL, Lukas	*	26.5	0.0	37.2	13.5	14.0	14.0	13.5	14.0	41.5	78.7		
			WSV 08 Lauscha		27.0	0.0	38.4	7.5	7.0	7.0	7.0	7.0	21.0	59.4	138.1	
17	71	96	SPINKA, Robin		21.5	0.0	25.2	13.0	13.0	13.5	13.5	13.5	40.0	65.2		
			SV Zschopau		22.0	0.0	26.4	12.5	12.5	12.5	12.5	12.5	37.5	63.9	129.1	

Schüler 12, 36.0 m Schanze

1	105	95	LUBITZ, Tom		39.0	0.0	67.2	14.5	15.5	15.0	16.0	15.5	46.0	113.2		
			VSC Klingenthal		37.5	0.0	63.6	16.5	16.5	16.5	16.5	16.5	49.5	113.1	226.3	25
2	103	95	KRAUSE, Tom		36.0	0.0	60.0	15.5	15.0	14.5	15.5	15.0	45.5	105.5		
			SC Kottmar		37.0	0.0	62.4	16.0	16.0	15.5	16.0	16.0	48.0	110.4	215.9	20
3	100	95	ZANDER, Fabian		34.0	0.0	55.2	16.0	16.0	16.0	16.0	16.0	48.0	103.2		
			SV Lok Eilenburg		34.5	0.0	56.4	17.0	16.5	17.0	17.0	17.0	51.0	107.4	210.6	15
4	99	95	EINHORN, Felix		34.5	0.0	56.4	16.0	15.5	15.5	15.0	15.5	46.5	102.9		
			SV Lok Eilenburg		36.5	0.0	61.2	15.0	15.0	15.0	15.0	15.5	45.0	106.2	209.1	12
5	97	95	HAHN, Dominik		35.0	0.0	57.6	16.5	16.5	16.5	17.0	17.0	50.0	107.6		
			SC Kottmar		32.5	0.0	51.6	15.0	15.0	15.0	15.0	15.0	45.0	96.6	204.2	11

 **Kreissparkasse**  
**Aue-Schwarzenberg**





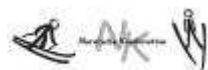
# WSV o8 Johannegeorgenstadt



6	98	95	KROPP, Sebastian WSV Grüna	34.0 34.5	0.0 0.0	55.2 56.4	15.0 15.0	15.0 15.0	14.5 15.0	15.0 15.0	15.0 15.5	45.0 45.0	100.2 101.4	201.6	10
6	104	95	RÖDER, Franz WSV Grüna	33.0 35.5	0.0 0.0	52.8 58.8	15.0 15.0	15.0 15.0	15.0 15.0	15.0 15.0	15.5 15.0	45.0 45.0	97.8 103.8	201.6	10
8	101	95	LANG, Max SV Fortuna Pöhla	31.0 35.5	0.0 0.0	48.0 58.8	14.5 15.0	14.5 15.5	14.5 15.5	14.5 15.5	14.5 16.0	43.5 46.5	91.5 105.3	196.8	8
9	102	95	IHME, Chris SV Lok Eilenburg	36.5 35.0	0.0 0.0	61.2 57.6	15.5 8.5	15.5 8.5	15.5 8.5	16.0 8.5	16.0 9.0	47.0 25.5	108.2 83.1	191.3	7
10	94	95	ESKA, Tobias WSV08 Johannegeorgenstadt	31.5 33.0	0.0 0.0	49.2 52.8	13.5 14.0	13.5 14.0	13.5 14.0	14.0 14.0	14.5 14.0	41.0 42.0	90.2 94.8	185.0	6
11	95	95	LEISCHKER, Dominik FSV 07 Rittersgrün	30.0 29.5	0.0 0.0	45.6 44.4	13.5 14.5	13.5 14.5	14.0 14.0	14.5 14.5	14.5 14.0	42.0 43.0	87.6 87.4	175.0	5

Schüler 13, 51.0 m Schanze

1	119	94	ZACHRAU, Michael *	55.5 54.5	0.0 0.0	70.8 68.4	16.0 15.5	15.5 17.0	15.5 17.0	15.5 17.0	16.0 17.0	47.0 51.0	117.8 119.4	237.2	25
2	110	94	WELDE, David SC Sohland	57.0 51.5	0.0 0.0	74.4 61.2	15.5 16.0	15.5 16.0	15.5 15.5	16.0 15.0	16.5 15.0	47.0 46.5	121.4 107.7	229.1	20
3	117	94	MENZ, Florian *	55.0 51.5	0.0 0.0	69.6 61.2	15.5 16.0	15.5 16.0	15.5 16.0	16.5 16.0	16.5 15.5	47.5 48.0	117.1 109.2	226.3	15
4	113	95	HEINRICH, Tim *	52.5 50.5	0.0 0.0	63.6 58.8	15.5 15.5	15.5 15.5	15.5 15.5	15.5 15.0	15.5 15.5	46.5 46.5	110.1 105.3	215.4	12
5	126	94	HAHN, Maximilian WSV Grüna	53.0 48.0	0.0 0.0	64.8 52.8	16.0 15.5	16.0 15.5	16.0 15.5	16.5 15.5	16.0 15.5	48.0 46.5	112.8 99.3	212.1	11



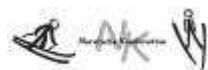
**Kreissparkasse**  
**Aue-Schwarzenberg**



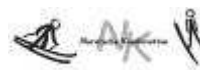
# WSV o8 Johannegeorgenstadt



6	114	94	IRAB, Sami	*	49.5	0.0	56.4	15.0	15.0	15.0	15.0	15.5	45.0	101.4		
			SCM Zella-Mehlis		47.0	0.0	50.4	16.0	16.0	16.0	16.0	16.0	48.0	98.4	199.8	10
7	124	94	KRAUS, Benjamin		44.0	0.0	43.2	15.0	15.0	15.0	15.0	15.0	45.0	88.2		
			WSC Erzg. Oberwiesenthal		45.5	0.0	46.8	16.5	16.5	16.5	16.5	16.5	49.5	96.3	184.5	9
8	112	95	HEINZ, Henrik	*	46.0	0.0	48.0	14.5	14.5	14.5	15.0	15.0	44.0	92.0		
			SWV Goldlauter		44.5	0.0	44.4	15.0	14.5	14.0	14.5	14.5	43.5	87.9	179.9	8
9	111	95	HANZLIG, Maik	*	50.0	0.0	57.6	11.5	11.5	11.5	10.5	10.5	33.5	91.1		
			SCM Zella-Mehlis		44.0	0.0	43.2	14.5	14.5	14.5	14.5	14.5	43.5	86.7	177.8	7
10	125	94	WALTER, Pascal		46.5	0.0	49.2	16.5	16.0	16.0	16.0	16.0	48.0	97.2		
			SV Fortuna Pöhla		40.0	0.0	33.6	14.5	14.0	14.0	15.0	15.0	43.5	77.1	174.3	6
11	115	95	KÖHLER, Sebastian Lud.	*	46.0	0.0	48.0	14.5	14.5	14.0	15.0	15.0	44.0	92.0		
			WSV 08 Lauscha		42.0	0.0	38.4	15.0	14.5	14.0	14.5	14.0	43.0	81.4	173.4	5
12	123	94	WAGNER, Philipp		42.0	0.0	38.4	14.5	14.0	14.0	15.0	15.0	43.5	81.9		
			SSV Geyer		42.0	0.0	38.4	15.0	14.5	14.5	14.5	15.0	44.0	82.4	164.3	4
13	118	94	WALTER, Richard		45.0	0.0	45.6	15.0	15.0	15.0	15.0	15.0	45.0	90.6		
			SV Fortuna Pöhla		38.5	0.0	30.0	14.5	14.0	14.0	15.0	15.0	43.5	73.5	164.1	3
14	116	95	WAGNER, Lukas	*	39.5	0.0	32.4	14.0	14.0	14.0	14.0	15.0	42.0	74.4		
			WSV 08 Lauscha		40.0	0.0	33.6	16.0	15.5	15.5	16.0	15.5	47.0	80.6	155.0	2
15	120	94	SCHUSTER, Phillip		37.0	0.0	26.4	14.5	13.5	13.5	14.0	14.0	41.5	67.9		
			VSC Klingenthal		35.0	0.0	21.6	14.5	13.5	13.5	14.0	14.0	41.5	63.1	131.0	1



**S** Kreissparkasse  
Aue-Schwarzenberg



# WSV o8 Johanngeorgenstadt

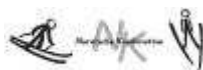


## Mädchen WK I, 51.0 m Schanze

1	109	94	HÖPPNER, Lucienne	50.0	0.0	57.6	15.5	15.5	15.5	15.5	16.0	46.5	104.1		
			SV Stützengrün	46.5	0.0	49.2	15.0	15.0	15.0	15.0	15.0	45.0	94.2	198.3	25
2	108	94	HÄCKERT, Melanie	35.5	0.0	22.8	14.5	14.5	14.5	14.5	14.5	43.5	66.3		
			SV Stützengrün	38.0	0.0	28.8	14.5	14.5	14.0	14.5	14.0	43.0	71.8	138.1	20
3	107	93	SCHUBERT, Franziska	39.0	0.0	31.2	14.0	14.0	13.5	14.0	14.5	42.0	73.2		
			SV Fortuna Pöhla	32.5	0.0	15.6	14.5	14.0	13.5	14.0	13.5	41.5	57.1	130.3	15

## Offene Klasse, 51.0 m Schanze

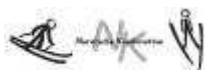
1	150	93	FUDEL, Daniel	52.5	0.0	63.6	15.5	15.5	15.0	16.5	16.0	47.0	110.6		
			WSC Erzg. Oberwiesenthal	54.5	0.0	68.4	16.5	16.5	16.0	16.0	16.5	49.0	117.4	228.0	25
2	166	93	WINKLER, Stephan	52.5	0.0	63.6	16.5	16.5	16.5	16.5	17.0	49.5	113.1		
			SV Lok Eilenburg	51.0	0.0	60.0	16.5	17.0	17.0	17.5	17.0	51.0	111.0	224.1	20
3	151	93	KRAUSE, Felix	48.0	0.0	52.8	16.5	16.5	16.0	16.5	17.0	49.5	102.3		
			WSV Grüna	49.5	0.0	56.4	17.0	17.0	16.5	16.0	17.0	50.5	106.9	209.2	15
4	156	84	TRÖGER, Felix	49.5	0.0	56.4	16.0	16.0	16.0	16.0	16.0	48.0	104.4		
			SV Stützengrün	49.5	0.0	56.4	17.0	16.0	16.0	16.0	16.0	48.0	104.4	208.8	12
4	161		NEBEL, Silvio	50.0	0.0	57.6	16.0	16.0	15.5	16.0	16.5	48.0	105.6		
			WSV08 Johanngeorgenstadt	49.0	0.0	55.2	16.0	16.0	16.0	16.0	16.0	48.0	103.2	208.8	12
6	165	93	HEINRICH, Marco	50.5	0.0	58.8	16.5	16.5	16.5	16.5	16.5	49.5	108.3		
			WSV Schmiedefeld	45.5	0.0	46.8	16.0	16.0	16.0	16.0	16.0	48.0	94.8	203.1	10
7	159	92	FLEISSNER, Lukas	48.5	0.0	54.0	14.5	14.5	15.0	15.0	15.0	44.5	98.5		
			SG Medizin Bad Elster	43.5	0.0	42.0	13.5	13.5	14.0	14.5	14.5	42.0	84.0	182.5	9



# WSV o8 Johannegeorgenstadt



8	154	90	SCHRÖDER, Toni	*	48.0	0.0	52.8	14.0	14.0	14.0	14.5	14.5	42.5	95.3		
			SV Stützengrün		41.5	0.0	37.2	13.5	13.5	13.5	14.5	14.5	41.5	78.7	174.0	8
9	152	92	OPITZ, David	*	38.0	0.0	28.8	14.5	14.5	14.5	14.0	14.0	43.0	71.8		
			FSV 07 Rittersgrün		40.5	0.0	34.8	14.0	14.0	14.5	14.0	14.5	42.5	77.3	149.1	7
10	164	93	IHME, Miguel		40.0	0.0	33.6	14.5	14.5	14.5	14.5	14.5	43.5	77.1		
			SV Lok Eilenburg		35.5	0.0	22.8	14.5	14.5	14.5	14.5	14.0	43.5	66.3	143.4	6
11	163	93	WEDMANN, Tony		31.5	0.0	13.2	12.0	12.0	12.5	12.5	13.0	37.0	50.2		
			SV Lok Eilenburg		32.0	0.0	14.4	15.0	14.5	14.5	14.5	15.0	44.0	58.4	108.6	5



**S** Kreissparkasse  
Aue-Schwarzenberg

